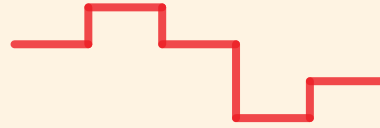


MELODY MORPHS

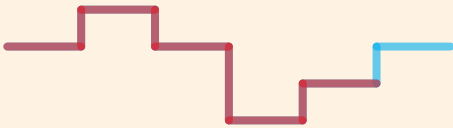
When building a set of melodic phrases, its useful to call your first phrase the “A Phrase.”

CREATE AN “A” PHRASE



From there, you can repeat the A phrase, but with an adjustment or two. This “A Phrase with changes” can be called the “B Phrase.” Here are a few ways to turn an A Phrase into a B Phrase.

Add

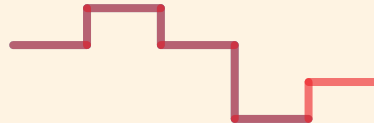


Include an extra note or two at the end of the phrase

This technique creates an expectation that the phrase will end like the A Phrase, but it keeps going instead.

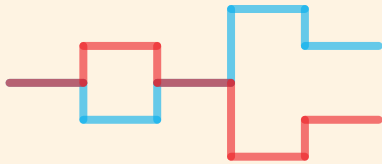
This technique creates a little surprise for the listener when they expect the phrase to end like the A Phrase but it ends early.

Subtract



Remove a note or two at the end of the phrase

Flip

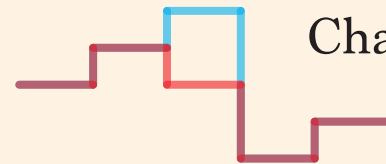


Move each interval in the opposite direction within the key.

Flipping a phrase can create a “familiar but brand new” feeling in a B phrase. It can also cause the two phrases to function like a question and answer. **Changing a note** or two in a phrase can also act like a question & answer or it can feel like a more urgent or relaxed version of the A phrase.


Relocating a phrase is a very potent way to create a B phrase, especially if the A phrase and B phrase occur over two separate chords.

Change



Choose a note in the phrase to raise or lower

Relocate



Start from a new note in the key and play the same shape, adjusting the intervals to stay in the key