

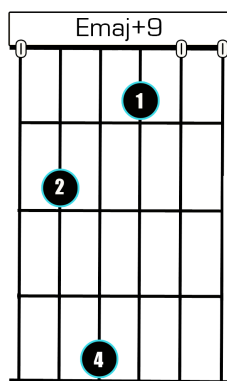
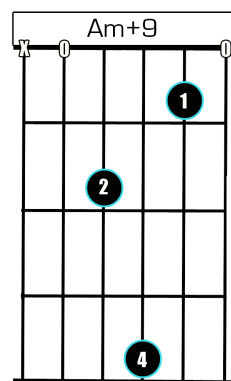
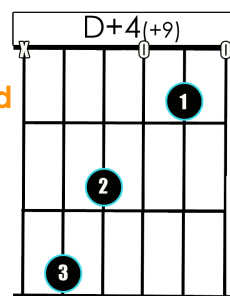
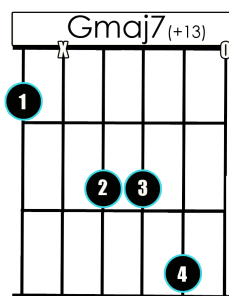
Four Unusual Chords that Sound Amazing!

Hello friends,

And welcome back to Swiftlessons for another rhythm guitar tutorial. In today's session I'll be showing you four underused chord shapes that are jam-packed with flavor, and how they can be used in the same progression. Let's get started!

Section #1 - Chord Shapes

Let's begin by memorizing each of our four chord shapes, and what each harmony is comprised of.

1.3.5.9	1.b3.5.9	1.4.5.9	1.3.5.7.13
			
		5th not present in voicing	5th not present in voicing

Section #2 - Intro Picking Exercise

Now that you have mastered our four unusual chord shapes, let's put them to work by applying a melodic finger-style pattern.

E+9	Am+9	D+4	Gmaj7+13
E -----	E -----0-----	E -----0-----	E -----0-----
B -----0-----	B -----1-----1---1-	B -----3-----3-	B -----5-----
G -----1-----1---1-	G -----4-----4---4-	G -----0-----0-	G -----4-----
D -----4-----4---4-	D -----	D -----4-----4-	D -----4-----
A -----	A -----0-----	A -----5-----	A -----x-----
E -----0-----	E -----	E -----5-----	E -----3-----
1 & 2 & 3 & 4 &	1 & 2 & 3 & 4 &	1 & 2 & 3 & 4 &	1 & 2 & 3 & 4 &