


BEGINNER HOLIDAY JAM

with CYNTHIA LIN



Song List	ALL I WANT FOR CHRISTMAS IS YOU	3
	BLUE CHRISTMAS	5
	*FELIZ NAVIDAD	6
	JINGLE BELL ROCK	7
	*JINGLE BELLS	8
	*LAST CHRISTMAS	9
	LET IT SNOW!	10
	MELE KALIKIMAKA	11
	ROCKIN' AROUND THE CHRISTMAS TREE	12
	RUDOLPH THE RED-NOSED REINDEER	13
	SANTA CLAUS IS COMIN' TO TOWN	14
	*SILENT NIGHT	15
	*SILVER BELLS	16

Notes

*songs with 4 chords or less

strums are suggested - you can always simplify by playing downstrums

/ = single strum

shuffle island strum has a bluesy, syncopated feel

ALOHA, UKE FRIENDS!

Happy holidays!

I'm happy to present my Beginner Holiday Jam Songbook, which features 13 popular holiday songs in beginner-friendly ukulele arrangements. This Songbook is available for free download at <http://gumroad.com/cynthialin>. I encourage you to share this packet with friends, family, and your local ukulele group!

You can find tutorials for many of these songs at <http://youtube.com/cynthialinmusic>. Be sure to subscribe. :)

You can jam along with my band from our 2016 YouTube webcast: <http://bit.ly/HolidayUkeJam2016>

Jam with me online and support my mission at <http://patreon.com/cynthialin>

Mailing list for my events at <http://gumroad.com/cynthialin>

Holiday tour dates at <http://cynthialin.com/events>

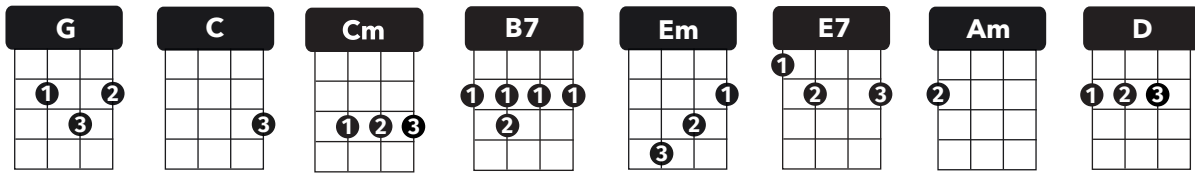
And check out my jazz ukulele holiday album, *Cozy Christmas*. Available via iTunes, Spotify, and all digital outlets, and get signed CDs and Vinyl at <http://cynthialin.bandcamp.com>.

Wishing you a wonderful holiday with lots of opportunity to share the joy of ukulele!

xo cynthia.

ALL I WANT FOR CHRISTMAS IS YOU

by Mariah Carey and Walter Afanasieff



SHUFFLE ISLAND STRUM: d- du -udu

TIMING: 1 strum per chord

INTRO

G

VERSE

G

G

I don't want a lot for Christmas

G

G

there is just one thing I need

C

C

I don't care a-bout the presents

Cm

Cm

underneath the Christmas tree

G

G

I don't need to hang my stocking

G

G

there upon the fireplace

C

C

Santa Claus won't make me happy

Cm

Cm

with a toy on Christmas day

CHORUS

G

[G// - B7//]

I just want you for my own

Em

[Em// - Cm//]

more than you could ever know

G

E7

Make my wish come true, baby

Am

D

All I want for Christmas is

G

Em

C

you,

D

baby

VERSE

G

G

I won't ask for much this Christmas

G

G

I won't even wish for snow

C

C

I'm just gonna keep on waiting

Cm

Cm

here under the mistletoe

G

G

I won't make a list and send it

G

G

to the North Pole for Saint Nick

C

C

I won't even stay awake to

Cm

Cm

hear those magic reindeer click

CHORUS

G

[G// - B7//]

I just want you here to-night

Em

[Em// - Cm//]

holding on to me so tight

G

E7

What more can I do, baby

Am

D

All I want for Christmas is

G

Em

C

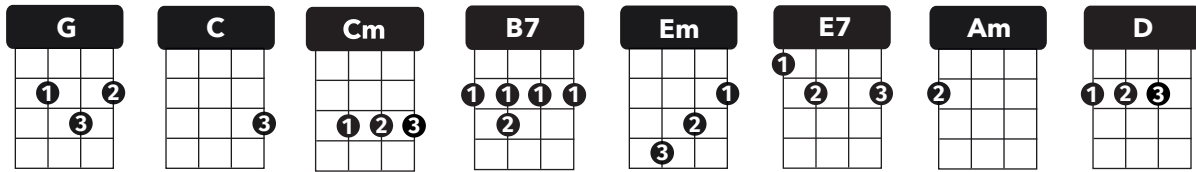
you,

D

you...

ALL I WANT FOR CHRISTMAS IS YOU

(continued)



BRIDGE

B7	B7	Em	Em
All the lights are shining so brightly every-where			
B7	B7	Em	Em
And the sound of children's		laughter fills the air	
Cm	Cm	G	E7
and every-one is singing		I hear those sleigh bells swinging	
Am/		Am/	
Santa won't you bring me		the one I really need, won't you	
D/	D/	(hits) D////	D////
please bring my baby to		meeee yeah yeah yeah	

VERSE

G	G	G	G
I don't want a lot for Christmas		this is all I'm asking for	
C	C	Cm	Cm
I just want to see my baby		standing right out-side my door	

CHORUS

G	[G// - B7//]	Em	[Em// - Cm//]
I just want him for my own		more than you could ever know	
G	E7	Am	(hits) D//// D////
Make my wish come true, baby		All I want for Christmas is	
G	Em	C	D
you....			

OUTRO x3

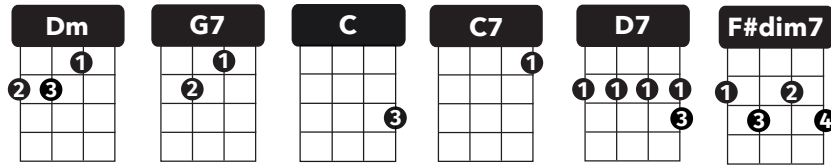
G	Em	C	D
All I want for Christmas is you, baby			

END

G/
ooh

BLUE CHRISTMAS

by Bill Hayes and Jay Johnson



SWING STRUM: d- du d- du

TIMING: 1 strum per chord

INTRO

Dm G7 C G7/

VERSE

	C	C	G7	G7
I'll have a blue	Christmas	with-out	you	
	Dm	G7	C	C
I'll be so blue just	thinking	a-bout	you	
	C7	C7	Dm	Dm
Deco-rations of red on a	green	Christmas	tree	
	D7	D7	G7// - Dm//	G7/
Won't be the same, dear if	you're not	here with	me	

VERSE

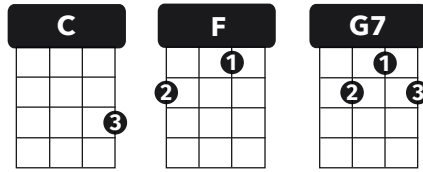
	C	C	G7	G7
And when those blue	snowflakes	start	fallin'	
	Dm	G7	C	C
That's when those blue	memories	start	callin'	
	C7	C7	Dm	F#dim7
You'll be doin' al-right with your	Christmas of	white		
	G7	G7	C	C
But I'll have a blue, blue	Christmas			

ENDING

	G7	G7//	G7/ - G7/ - G7/	C	C/ G7/ C/
But I'll have a blue,	blue, blue,	blue	Christmas		

FELIZ NAVIDAD

by José Feliciano



ISLAND STRUM: d- du -udu

TIMING: 1 strum per chord

INTRO

C C/

VERSE

F	G7	C	C
Feliz Navi-dad	Feliz Navi-dad		
F	G7	C	C/
Feliz Navi-dad Prospero Año y	Felici-dad		
F	G7	C	C
Feliz Navi-dad	Feliz Navi-dad		
F	G7	C	C/
Feliz Navi-dad Prospero Año y	Felici-dad		

VERSE

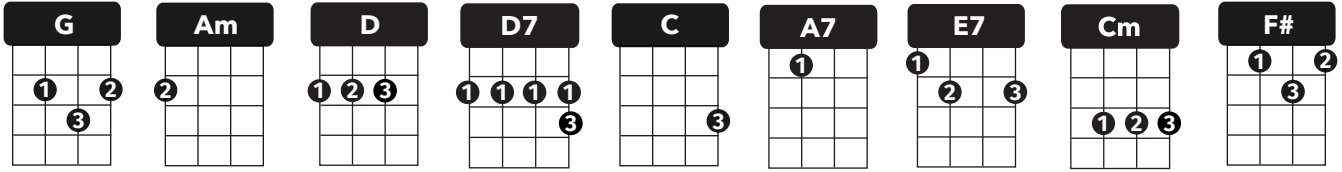
F	G7	C	C
I wanna wish you a Merry Christmas,	I wanna wish you a Merry Christmas		
F	G7	C	C/
I wanna wish you a Merry Christmas from the bottom of my heart			
F	G7	C	C
I wanna wish you a Merry Christmas,	I wanna wish you a Merry Christmas		
F	G7	C	C/
I wanna wish you a Merry Christmas from the bottom of my heart			

ENDING

F	G7	C	C/	<i>/// (cha-cha-cha)</i>
I wanna wish you a Merry Christmas from the bottom of my heart				

JINGLE BELL ROCK

by Joseph Beal and Jim Boothe



SWING STRUM: d- du d- du

TIMING: 1 strum per chord; on split measure, play [d du - d du]

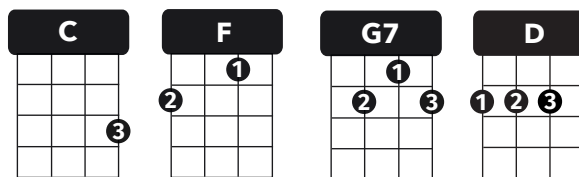
SHUFFLE ISLAND STRUM: d- du -udu

TIMING: 1 strum per chord

INTRO	G			
VERSE	G Jingle-bell	G Jingle-bell	G Jingle Bell Rock	[Am - D] Jingle bell swing and Jingle bells ring
	[Am - D] Snowin' and blowin' up	[Am - D] bushels of fun	Am / Now the jingle hop	D7 (island strum) has begun
VERSE	G Jingle-bell	G Jingle-bell	G Jingle Bell Rock	[Am - D] Jingle bell time
	[Am - D] Dancin' and prancin in	[Am - D] Jingle Bell Square,	[Am - D] In the frosty	G (island strum) air
BRIDGE	(island strum)	C What a bright time, it's the right time	C to rock the night away	G G
		A7 Jingle-bell time	A7 is a swell time	D7 / D7 To go glidin' in a one-horse sleigh
VERSE	G Giddy-up jingle horse	G pick up your feet	G Jingle a-round the clock	E7 G (island strum)
	C Mix and mingle in a	Cm jinglin' beat	[A7 - D] That's the Jingle Bell	G Rock
ENDING	[A7 - D] That's the Jingle Bell,	[A7 - D] that's the Jingle Bell,	[A7 - D] that's the Jingle Bell	G (island strum) Rock!
	[A7 - D] that's the Jingle Bell		G / F# / G /	

JINGLE BELLS

by J.S. Pierpont



BACKBEAT STRUM: d D d D

TIMING: 1 strum per chord

INTRO

C

VERSE

C

C

C

F

Dashing through the snow in a one-horse open sleigh

F

G7

G7

C

O'er the fields we go

laughing all the way

C

C

C

F

Bells on bob-tail ring

making spirits bright

F

G7

G7

C/

G7/

What fun it is to ride and sing a

sleighting song to-night - oh!

CHORUS

C

C

C

C

Jingle bells, jingle bells, jingle all the way

F

C

D

G7/

G7/

Oh, what fun it is to ride in a one horse open sleigh - ay!

C

C

C

C

Jingle bells, jingle bells, jingle all the way

F

C

G7

C

C

Oh, what fun it is to ride in a one horse open sleigh

VERSE

C

C

C

F

Now the ground is white

Go it while you're young

F

G7

G7

C

Take the girls tonight

And sing this sleighing song

C

C

C

F

Just get a bob-tailed bay

Two forty as his speed

F

G7

G7

C/

G7/

Hitch him to an open sleigh

and crack, you'll take the lead - oh!

REPEAT CHORUS

ENDING

F

C

G7

G7

C

F

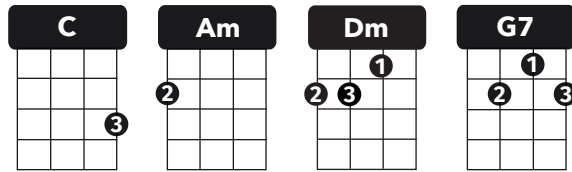
C

C/

Oh, what fun it is to ride in a one horse open sleigh

LAST CHRISTMAS

by Wham!



ISLAND STRUM: d- du -udu
TIMING: 2 strums per chord

*practice singing the underlined syllables on the downbeat to build your singing-while-playing skills

INTRO

C Am Dm G7

CHORUS x2

C Last Christmas I <u>gave</u> you my heart	Am But the <u>very</u> next day you <u>gave</u> it away
Dm This year to <u>save</u> me from tears	G7 I'll <u>give</u> it to someone special

VERSE

C Once bitten twice shy	Am I keep my distance, but you still catch my eye
Dm Tell me baby, do you recognize me?	G7 Well, it's been a year, it doesn't surprise me
C (Happy Christmas) I wrapped it up and sent it	Am With a note saying "I love you", I meant it
Dm Now I know what a fool I've been, but if you kissed me now,	G7 I know you'd fool me again

REPEAT CHORUS x2

VERSE

C Crowded room, friends with tired eyes,	Am I'm hiding from you, and your soul of ice
Dm My god, I thought you were someone to rely on,	G7 Me? I guess I was a shoulder to cry on
C A face on a lover with a fire in his heart	Am A man under cover but you tore me
Dm a-part, Oh oh	G7 Now I've found a real love you'll never fool me again

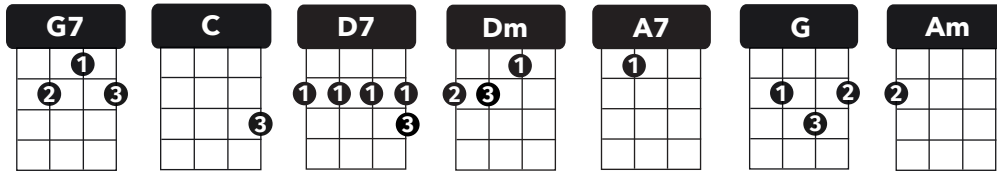
REPEAT CHORUS x2

FINAL CHORUS

C A face on a lover with a fire in his heart	Am A man under cover but you tore me
Dm a-part, Oh	G7 I'll give it to someone, give it to someone special
	C/

LET IT SNOW!

by Sammy Cahn and Jule Styne



SHUFFLE ISLAND STRUM: d- du -udu

TIMING: 1 strum per chord;

on split measure, play 2 swing strums: [d du - d du]

INTRO

G7 **C/ //** (two hits)

VERSE

[C - G7] C	[C - D7] G7
Oh, the weather out-side is frightful	But the fire is so de-lightful
[Dm - A7] Dm	G7 C
And since we've no place to go,	Let it snow, let it snow, let it snow

[C - G7] C	[C - D7] G7
It doesn't show signs of stopping,	And I brought some corn for popping
[Dm - A7] Dm	G7 C
The lights are turned way down low,	Let it snow, let it snow, let it snow

BRIDGE

G G	[Am - D7] G
When we finally kiss good night,	How I'll hate going out in the storm
G G	[A7 - D7] G7
But if you really hold me tight,	All the way home I'll be warm

VERSE

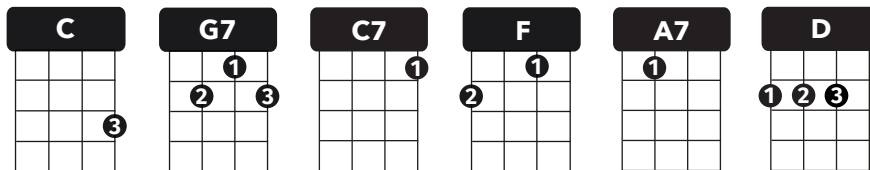
[C - G7] C	[C - D7] G7
The fire is slowly dying,	And my dear, we're still good-bye-ing
[Dm - A7] Dm	G7 C
But as long as you love me so,	Let it snow, let it snow, let it snow

END

G7 **G7** **C** **C/ G7/ C/**
 Let it snow, let it snow, let it snow

MELE KALIKIMAKA

by Robert Alex Anderson



BACKBEAT STRUM: d D d D

TIMING: 2 strums per chord;

on split measure, play 1 per chord: [d D d D - d D d D]

or

SHUFFLE ISLAND STRUM: d- du -udu

TIMING: 2 strums per chord; on split measure, play 1 per chord

INTRO

C

VERSE

C

C

C

G7

Mele Kalikimaka is the thing to say on a bright Hawaiian Christmas day

G7

G7

G7

C

That's the island greeting that we send to you from the land where palm trees sway

C7

F

Here we know that Christmas will be green and bright

A7

[**D** - **G7**]

the sun will shine by day and all the stars at night

C

A7

[**D** - **G7**]

C

C

Mele Kalikimaka is Ha-waii's way to say Merry Christmas to you

ENDING

C

A7

Mele Kalikimaka is Ha-waii's way

[**D** - **G7**]

[**D** - **G7**]

to say Merry Christmas

a very merry Christmas

[**D**

- **G7**]

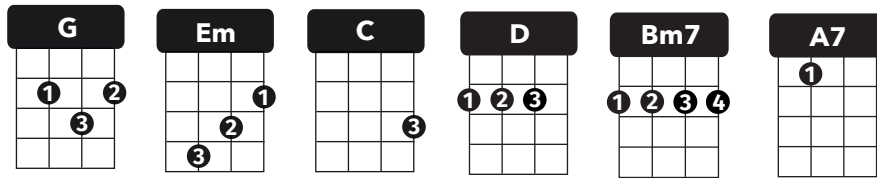
C/

G7/ C/

a very very merry merry Christmas to you

ROCKIN' AROUND THE CHRISTMAS TREE

by Johnny Marks



SHUFFLE ISLAND STRUM: d- du -udu

TIMING: 1 strum per chord

INTRO

G Em C D

VERSE

G G D D
 Rockin' around the Christmas tree at the Christmas party hop
D D D G
 Mistletoe hung where you can see every couple tries to stop
G G D D
 Rockin' around the Christmas tree, let the Christmas spirit ring
D D D G
 Later we'll have some pumpkin pie and we'll do some caro-ling

BRIDGE

C C Bm7 Bm7
 You will get a sentimental feeling when you hear
Em Em A7/ D
 Voices singing let's be jolly, deck the halls with boughs of holly

VERSE

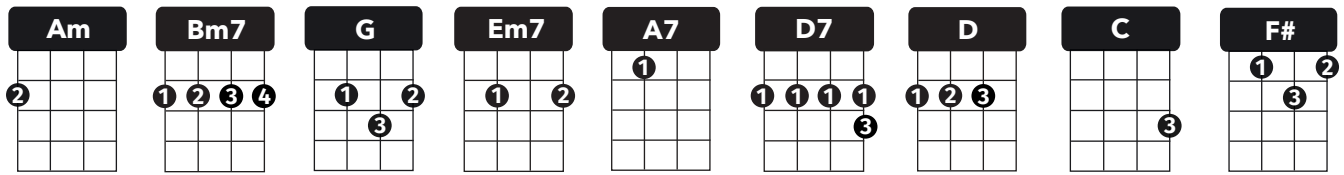
G G D D
 Rockin' around the Christmas tree, have a happy holiday
D D D G
 Everyone dancing merrily in the new old-fashioned way

ENDING

D D D D
 Everyone dancing merrily in the new old - fa - shioned
G Em C G/
 way

RUDOLPH THE RED-NOSED REINDEER

by Johnny Marks



SHUFFLE ISLAND STRUM: d- du -udu

TIMING: 1 strum per chord

*practice singing the underlined syllables on the downbeat to build your singing-while-playing skills

OPTIONAL INTRO
(single strums)

Am / Bm7 / Am / G /
You know Dasher and Dancer and Prancer and Vixen
Am / Bm7 / Am / G /
Comet and Cupid and Donner and Blitzen
Em7 / A7 / Em7 / A7 /
But do you re-call the most famous reindeer of
(island strum) **D7 D7**
all?

VERSE

G G G D
Rudolph the red-nosed reindeer had a very shiny nose
D D D G
And if you ever saw it you would even say it glows
G G G D
All of the other reindeer used to laugh and call him names
D D D G
They never let poor Rudolph join in any reindeer games

BRIDGE

C G D G
Then one foggy Christmas Eve, Santa came to say
D D A7 D
"Rudolph, with your nose so bright, won't you guide my sleigh tonight?"

VERSE

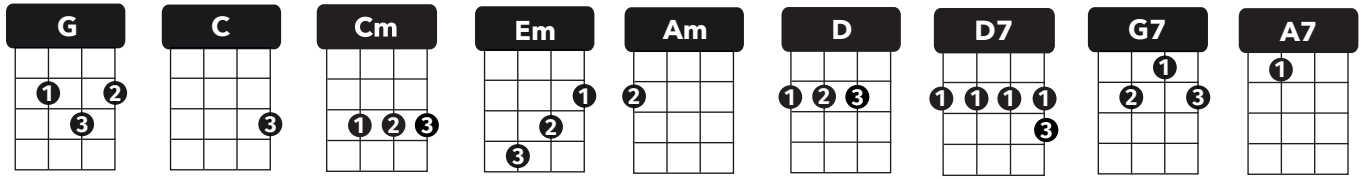
G G G D
Then how the reindeer loved him as they shouted out with glee
D D D G
"Rudolph, the red-nosed reindeer, you'll go down in histo-ry!"

ENDING

D D G G/ F#/ G/
You'll go down in his- to- ry

SANTA CLAUS IS COMIN' TO TOWN

by Haven Gillespie and J. F. Coots



BACKBEAT STRUM: d D d D

TIMING: 1 strum per chord; on split measure, play [d D - d D]

INTRO

G

VERSE

G **C** **G** [**C** - **Cm** /]
 You better watch out, you better not cry, you better not pout, I'm telling you why
 [**G** - **Em**] [**Am** - **D**] **G** **D7**
 Santa Claus is coming to town

VERSE

G **C** **G** [**C** - **Cm** /]
 He's making a list, checking it twice Gonna find out who's naughty and nice
 [**G** - **Em**] [**Am** - **D**] **G** **G**
 Santa Claus is coming to town

BRIDGE

G7 **C** **G7** **C**
 He sees you when you're sleeping he knows when you're a-wake
A7 **D** **A7** **D** / **D7** /
 He knows if you've been bad or good, so be good for goodness sake, Oh!

VERSE

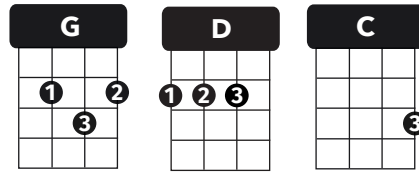
G **C** **G** [**C** - **Cm** /]
 You better watch out, you better not cry, you better not pout, I'm telling you why
 [**G** - **Em**] [**Am** - **D**] **G** **G**
 Santa Claus is coming to town

ENDING

[**G** - **Em**] [**Am** - **D**] [**G** - **C**] **G** /
 Santa Claus is coming to town

SILENT NIGHT

by Franz Xaver Gruber



WALTZ STRUM: pick d d

TIMING: 1 per chord

or

FINGERPICKING: 1 - 2 - 3 - 4 - 3 - 2

TIMING: 1 per chord

INTRO

G

VERSE

G

Silent night

D

all is calm

C

'Round yon virgin

C

holy infant so

D

Sleep in heavenly

G

sleep in heavenly

G

Silent night

D

all is calm

C

'Round yon virgin

C

holy infant so

D

Sleep in heavenly

G

sleep in heavenly

G

holy night

G

all is bright

G

mother and child

G

tender and mild

G

peace

G

peace

G

holy night

G

all is bright

G

mother and child

G

tender and mild

G

peace

G

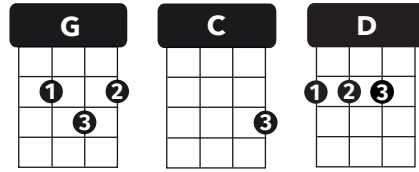
peace

G / (flourish)

peace

SILVER BELLS

by Jay Livingston and Ray Evans



WALTZ STRUM: D du du, or pick d d
TIMING: 1 per chord

INTRO	G																																
VERSE	<table border="0" style="width: 100%;"> <tr> <td style="text-align: center;">G</td> <td style="text-align: center;">G</td> <td style="text-align: center;">C</td> <td style="text-align: center;">C</td> </tr> <tr> <td>City sidewalks, busy sidewalks</td> <td></td> <td>Dressed in holiday</td> <td>style</td> </tr> <tr> <td style="text-align: center;">D</td> <td style="text-align: center;">D</td> <td style="text-align: center;">G</td> <td style="text-align: center;">G</td> </tr> <tr> <td>In the air there's a feeling</td> <td></td> <td>of Christmas</td> <td></td> </tr> <tr> <td style="text-align: center;">G</td> <td style="text-align: center;">G</td> <td style="text-align: center;">C</td> <td style="text-align: center;">C</td> </tr> <tr> <td>Children laughing, people passing</td> <td></td> <td>Meeting smile after smile</td> <td></td> </tr> <tr> <td style="text-align: center;">D</td> <td style="text-align: center;">D</td> <td style="text-align: center;">G</td> <td style="text-align: center;">G</td> </tr> <tr> <td>And on every street corner</td> <td></td> <td>you hear</td> <td></td> </tr> </table>	G	G	C	C	City sidewalks, busy sidewalks		Dressed in holiday	style	D	D	G	G	In the air there's a feeling		of Christmas		G	G	C	C	Children laughing, people passing		Meeting smile after smile		D	D	G	G	And on every street corner		you hear	
G	G	C	C																														
City sidewalks, busy sidewalks		Dressed in holiday	style																														
D	D	G	G																														
In the air there's a feeling		of Christmas																															
G	G	C	C																														
Children laughing, people passing		Meeting smile after smile																															
D	D	G	G																														
And on every street corner		you hear																															
CHORUS	<table border="0" style="width: 100%;"> <tr> <td style="text-align: center;">G</td> <td style="text-align: center;">G</td> <td style="text-align: center;">C</td> <td style="text-align: center;">C</td> </tr> <tr> <td>Silver bells</td> <td>(silver bells)</td> <td>silver bells</td> <td>(silver bells)</td> </tr> <tr> <td style="text-align: center;">D</td> <td style="text-align: center;">D</td> <td style="text-align: center;">G</td> <td style="text-align: center;">G</td> </tr> <tr> <td>It's Christmas-time</td> <td></td> <td>in the city</td> <td></td> </tr> <tr> <td style="text-align: center;">G</td> <td style="text-align: center;">G</td> <td style="text-align: center;">C</td> <td style="text-align: center;">C</td> </tr> <tr> <td>Ring-a-ling</td> <td>(ring-a-ling)</td> <td>hear them ring</td> <td>(hear them ring)</td> </tr> <tr> <td style="text-align: center;">D</td> <td style="text-align: center;">D</td> <td style="text-align: center;">G</td> <td style="text-align: center;">G /</td> </tr> <tr> <td>Soon it will be Christmas</td> <td></td> <td>day</td> <td></td> </tr> </table>	G	G	C	C	Silver bells	(silver bells)	silver bells	(silver bells)	D	D	G	G	It's Christmas-time		in the city		G	G	C	C	Ring-a-ling	(ring-a-ling)	hear them ring	(hear them ring)	D	D	G	G /	Soon it will be Christmas		day	
G	G	C	C																														
Silver bells	(silver bells)	silver bells	(silver bells)																														
D	D	G	G																														
It's Christmas-time		in the city																															
G	G	C	C																														
Ring-a-ling	(ring-a-ling)	hear them ring	(hear them ring)																														
D	D	G	G /																														
Soon it will be Christmas		day																															
VERSE	<table border="0" style="width: 100%;"> <tr> <td style="text-align: center;">G</td> <td style="text-align: center;">G</td> <td style="text-align: center;">C</td> <td style="text-align: center;">C</td> </tr> <tr> <td>Strings of street lights, even stop lights</td> <td></td> <td>Blink a bright red and green</td> <td></td> </tr> <tr> <td style="text-align: center;">D</td> <td style="text-align: center;">D</td> <td style="text-align: center;">G</td> <td style="text-align: center;">G</td> </tr> <tr> <td>As the shoppers run home</td> <td></td> <td>with their treasures</td> <td></td> </tr> <tr> <td style="text-align: center;">G</td> <td style="text-align: center;">G</td> <td style="text-align: center;">C</td> <td style="text-align: center;">C</td> </tr> <tr> <td>Hear the snow crunch, see the kids bunch</td> <td></td> <td>This is Santa's big scene</td> <td></td> </tr> <tr> <td style="text-align: center;">D</td> <td style="text-align: center;">D</td> <td style="text-align: center;">G</td> <td style="text-align: center;">G</td> </tr> <tr> <td>And above all the bustle</td> <td></td> <td>you hear</td> <td></td> </tr> </table>	G	G	C	C	Strings of street lights, even stop lights		Blink a bright red and green		D	D	G	G	As the shoppers run home		with their treasures		G	G	C	C	Hear the snow crunch, see the kids bunch		This is Santa's big scene		D	D	G	G	And above all the bustle		you hear	
G	G	C	C																														
Strings of street lights, even stop lights		Blink a bright red and green																															
D	D	G	G																														
As the shoppers run home		with their treasures																															
G	G	C	C																														
Hear the snow crunch, see the kids bunch		This is Santa's big scene																															
D	D	G	G																														
And above all the bustle		you hear																															
REPEAT CHORUS																																	
ENDING	<table border="0" style="width: 100%;"> <tr> <td style="text-align: center;">D</td> <td style="text-align: center;">D /</td> <td style="text-align: center;">G</td> <td style="text-align: center;">G /</td> </tr> <tr> <td>Soon it will be Christmas</td> <td></td> <td>day</td> <td></td> </tr> </table>	D	D /	G	G /	Soon it will be Christmas		day																									
D	D /	G	G /																														
Soon it will be Christmas		day																															