

Swift Guitar Lessons

"Bring It On Home to Me" By Sam Cooke

Standard Tuning | key of Cmaj | Released May 8, 1962 | Label: RCA Victor | 4/4 time



Intro: C // | G // | F // | G // | C // | F // | C // | G // |

Verse 1:

C G (G7)
If you ever change your mind...
C C7 F
about leaving, leaving me behind, oh, oh,
C G F
bring it to me, bring your sweet loving
G7 C F C G7
bring it on home to me...yeah, yeah, yeah, yeah

Verse 2:

(G7) C G (G7)
I know I laughed when you left...
C C7 F
but now I know, I only hurt myself, Oh, yeah!
C G F
bring it to me, bring your sweet loving
G7 C F C G7
bring it on home to me...yeah, yeah, yeah, yeah

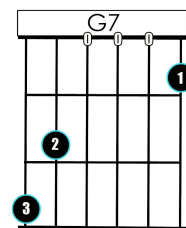
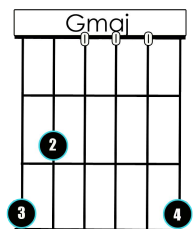
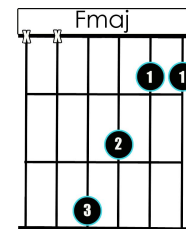
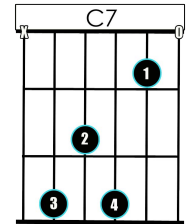
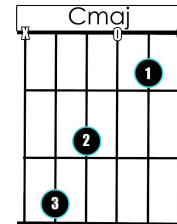
Verse 3:

(G7) C G (G7)
I'll give you jewelry and money too...
C C7 F
That ain't all, that ain't all I'd do for you, baby, if you'd
C G F
bring it to me, bring your sweet loving
G7 C F C G7
bring it on home to me...yeah, yeah, yeah, yeah

Verse 4:

(G7) C G (G7)
You know I'll always, be your slave...
C C7 F
Till I'm buried, buried in my grave... Oh, please!
C G F
bring it to me, bring your sweet loving
G7 C F C G7
bring it on home to me...yeah, yeah, yeah, yeah

Chords Needed



Swift Guitar Lessons

"Bring It On Home to Me" By Sam Cooke



Verse 5:

(G7) C G (G7)

You know that I try to treat you right...

C C7 F

but you stayed out, stayed out till night... but I'll forgive you!

C G F

bring it to me, bring your sweet loving

G7 C F C G7

bring it on home to me...yeah, yeah, yeah, yeah

Intro Lead:

	C	G	F	G	C	F	C	G
e	-----	-0---0-3-5-----	-----	-----3-5-----	-0--0--1--1-	-0--0--3--3-	-----	-----
B	-----1-	-----/5--3-1-3--	-1--3-1~~/5---	\3-1--	-1--1--1--1-	-1--1--0--0-	-----	-----
G	-----0-2--	-----2-	-----2-	-----2-	-0--0--2--2-	-0--0--0--0-	-----	-----
D	-----	-----	-----	-----	-2--2--3--3-	-2--2--0--0-	-----	-----
A	-----	-----	-----	-----	-3--3--3--3-	-3--3--2--2-	-----	-----
E	-----	-----	-----	-----	-----	-----3--3-	-----	-----

Chord Progressions & Strumming:

Verse: Basic Approach divided into three sections

1. C 1 & 2 & 3 & 4 | G 1 & 2 & 3 & 4 | C 1 & 2 & 3 & 4 | F 1 & 2 & 3 & 4 |

2. C 1 & 2 & G 3 & 4 | F 1 & 2 & G 3 & 4 |

3. C 1 & 2 & F 3 & 4 | C 1 & 2 & G 3 & 4 |

Verse: With additional 7th chords

1. C 1 & 2 & 3 & 4 | G 1 & 2 & G7 3 & 4 | C 1 & 2 & C7 3 & 4 | F 1 & 2 & 3 & 4 |

2. C 1 & 2 & G 3 & 4 | F 1 & 2 & G7 3 & 4 |

3. C 1 & 2 & F 3 & 4 | C 1 & 2 & G7 3 & 4 |

Strumming Pattern:

1 & a 2 & a 3 & a 4 & a

↓ ↓ ↓ ↓ ↓ ↓ ↓ ↓ ↓ ↓ ↓ ↓