

# Swift Guitar Lessons

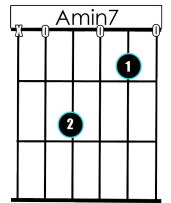
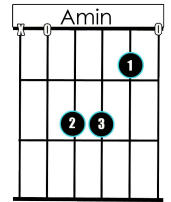
## "Father and Son" By Cat Stevens

Standard Tuning | key of Gmaj | Released 1970 | Label: Island A&M Records | 4/4 time



### Intro:

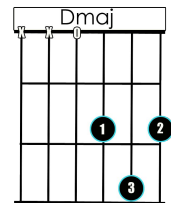
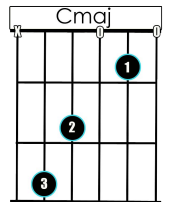
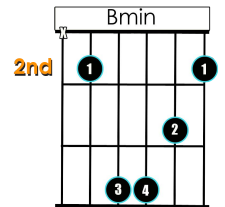
<b>G</b>	<b>C/G</b>	<b>G</b>	<b>C/G</b>
E   -3-3-3--3-----3---5--		E   -3-3-3--3-----3-----	
B   -0-0-0--0h1-----		B   -0-0-0--0h1-----	
G   -0-0-0--0-----4--5---	<b>3x</b>	G   -0-0-0--0-----	
D   -0-0-0--0h2-----		D   -0-0-0--0h2-----	
A   -2-2-----		A   -2-2-----	
E   -3-3-----		E   -3-3-----	
1 & a 2 3e&a 4 &		1 & a 2	<i>It's not...</i>



### Verse #1:

#### The Father

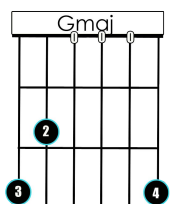
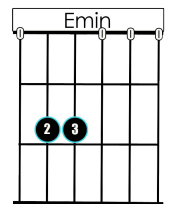
<b>G</b>	<b>Bm</b>	<b>C</b>	<b>Am7</b>	<i>(Bm &amp; Dmaj are interchangeable)</i>
It's not time to make a change, just relax and take it easy				
<b>G</b>	<b>Em</b>	<b>Am</b>	<b>D</b>	
You're still young that's your fault... there's so much you have to know				
<b>G</b>	<b>Bm</b>	<b>C</b>	<b>Am7</b>	
Find a girl, settle down, if you want, you can marry				
<b>G</b>	<b>Em</b>	<b>Am lick #1</b>	<b>D</b>	
Look at me, I am old, but I'm happy				
<b>G</b>	<b>Bm</b>	<b>C</b>	<b>Am7</b>	
I was once like you are now, and I know that it's not easy				
<b>G</b>	<b>Em</b>	<b>Am lick #1</b>	<b>D</b>	
to be calm, when you've found something going on				
<b>G</b>	<b>Bm</b>	<b>C</b>	<b>Am7</b>	
But take your time, think a lot, why think of everything you've got				
<b>G</b>	<b>Em</b>	<b>D</b>	<b>G Repeat bars 3-4 of intro</b>	
For you will still be here tomorrow, but your dreams may not				



### Verse #2:

#### The Son

<b>G</b>	<b>Bm</b>	<b>C</b>	<b>Am7</b>
How can I try to explain? when I do he turns away again			
<b>G</b>	<b>Em</b>	<b>Am lick #1</b>	<b>D</b>
it's always been the same, same old story			
<b>G</b>	<b>Bm</b>	<b>C</b>	<b>Am7</b>
From the moment I could talk I was ordered to listen...			
<b>G</b>	<b>Em</b>	<b>D</b>	<b>G (C/G)</b>
Now there's a way and I know that I have to go away			
<b>D</b>	<b>C</b>	<b>G Repeat intro riff 2x</b>	<b>lick #2</b>
I know I have to go			



# Swift Guitar Lessons

## "Cat Stevens" By Father and Son



### Instrumental Section:

G 1 & 2 &a Bm 3 & 4&a | C 1 & 2&a Am7 3 & 4&a | G 1 & 2&a Em 3 & 4&a | Am 1 & 2&a D 3 & 4&a |

G 1 & 2&a Bm 3 & 4&a | C 1 & 2&a Am7 3 & 4 | G 1 & 2&a Em 3 & 4&a | D 1 &a G 2 & G 3 & 4 & |

D 1 & 2&a C 3 &a G 4 | *Repeat intro riff 2x*

### Verse #3:

#### The Father

G Bm C Am7  
It's not time to make a change, just sit down and take it slowly

G Em Am D  
You're still young, that's your fault, there's so much you have to go through...

G Bm C Am7  
Find a girl, settle down, if you want, you can marry

G Em Am lick D  
Look at me, I am old, but I'm happy

### Verse #4:

#### The Son

G Bm C Am7  
All the times that I've cried, keeping all the things I knew inside

G Em Am lick D  
It's hard, but it's harder to ignore it

G Bm C Stop Am7  
If they were right, I'd agree, but it's them they know, not me

G Em D G (C/G)  
Now there's a way and I know that I have to go away

D C G  
I know I have to go

### Lick #1 Tab:

#### Solo Performance

Am D I was once

E | -0---0--3--2--0-----3- |

B | -1---1--1--3---3-1-0-1-0- |

G | -2---2--2--2-----0- |

D | -2---2--2--0-----0- |

A | -0---0-----2- |

E | -----3- |

#### Lead Performance

Am D

| ---3--2--0----- |

| -5-----3-1-0-1-3- |

| ----- |

| ----- |

| ----- |

| ----- |

### Lick #2 Tab:

#### Played Before Instrumental

C/G

| -3-3---3--- |

| -3-3-1-0--- |

| ----- |

| ----- |

| -----2--- |

| -----3--- |

# Swift Guitar Lessons

## "Cat Stevens" By Father and Son



### My Guitar Solo Tab: *Embellished from verse vocal melody*

**G**                    **Bm**                    **C**                    **Am**                    **G**                    **Em**                    **Am**

E	----/12-10v--7-8-	-10-10-10-/12-----	-7-----7v--8-7-	-----
B	-----	-----8v-8-10-	---10-8-10-----	-8/10v--8----
G	-----	-----	-----	-----9-----
D	-----	-----	-----	-----
A	-----	-----	-----	-----
E	-----	-----	-----	-----

**D**                    **G**                    **Bm**                    **C**                    **Am**                    **G**                    **Em**

E	-----	-----	-----	-----	-----	-----
B	-7-8p7-7-----	-----	-----	-----	-----	-----
G	-----9-9-7-----	-7v~~~-----7v-----	-7-7-7--7h9-----	-----	-----	-----
D	-----9-10-	-----9-10-----9-10-	-----5v--5-7-	-9v--7--7-9v-	-----	-----
A	-----	-----	-----	-----	-----10-----	-----
E	-----	-----	-----	-----	-----	-----

**(Em)**                    **D**                    **G**                    **D**                    **C**                    **G**

E	-----	-----	----10v~~--12-10-7v-	-----	-----
B	-----	-----8v-	-/12-----12--13-12-8v-	-----	-----
G	-----	-----/7--	-----	-----	-----
D	-/10-9--	-7h9-7-5-----	-----	-----	-----
A	-----	-----	-----	-----	-----
E	-----	-----	-----	-----	-----