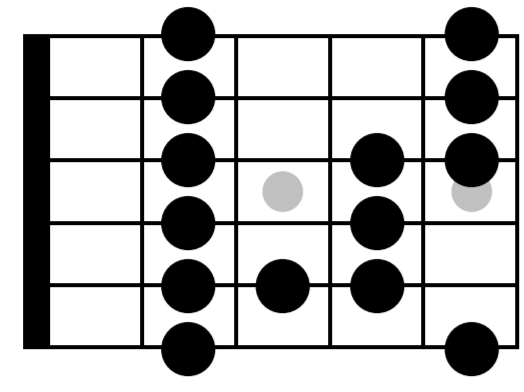




Riff #1 - Foxy Lady

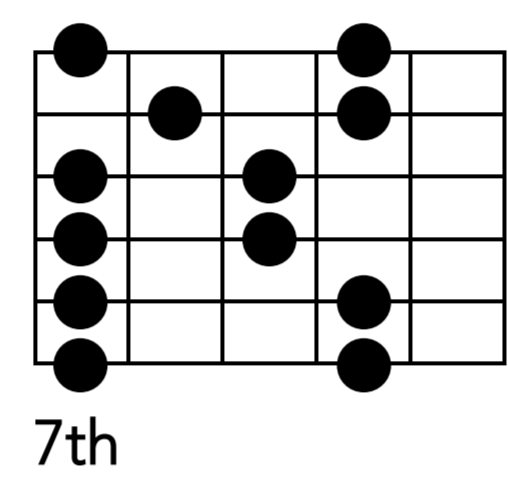
Source Scale: F#m Blues Scale



Musical notation for Riff #1 - Foxy Lady. It consists of a treble clef staff in 4/4 time with a key signature of two sharps (F# and C#). The melody is written in eighth notes. Below the staff is a guitar tablature with fret numbers and 'X' marks for muted strings. The riff is divided into four measures, each starting with a measure number (1, 2, 3, 4).

Riff #2 - Purple Haze

Em Pentatonic Scale (A Shape)



Musical notation for Riff #2 - Purple Haze. It consists of a treble clef staff in 4/4 time with a key signature of three sharps (F#, C#, G#). The melody is written in eighth notes. Below the staff is a guitar tablature with fret numbers, 'X' marks, and various techniques like slides (sl.), bends (1/4, full), and triplets (3). The riff is divided into 13 measures, each starting with a measure number (5, 6, 7, 8, 9, 10, 11, 12, 13).

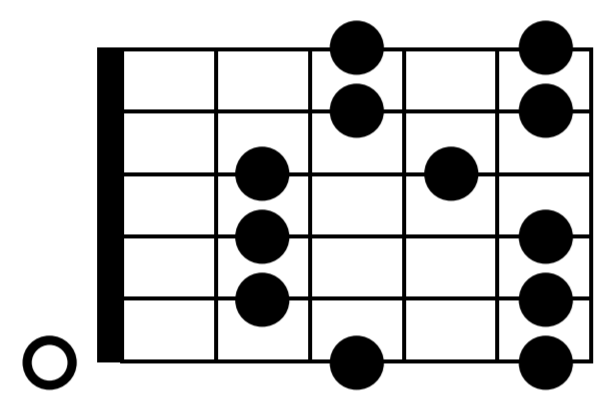
Riff #3 - Voodoo Child (Slight Return)

Also built from the Em Pentatonic Scale in A Shape Position.

Measures 14-18 of Riff #3. The notation shows a sequence of notes on the guitar staff with corresponding fretboard diagrams below. Pickings are indicated by 'H' (hard pick) and 'P' (soft pick). A wavy line indicates a vibrato effect. Measure 14 starts with a hard pick on the 7th fret, followed by a sequence of notes. Measure 15 continues the sequence. Measure 16 has a hard pick on the 7th fret, followed by a sequence of notes. Measure 17 has a hard pick on the 7th fret, followed by a sequence of notes. Measure 18 has a hard pick on the 7th fret, followed by a sequence of notes. The fretboard diagrams show fingerings (7, 9, 5, 7, 9, 14, 12, 14) and pickings (H, P). A wavy line indicates a vibrato effect. Measure 14 has a hard pick on the 7th fret, followed by a sequence of notes. Measure 15 continues the sequence. Measure 16 has a hard pick on the 7th fret, followed by a sequence of notes. Measure 17 has a hard pick on the 7th fret, followed by a sequence of notes. Measure 18 has a hard pick on the 7th fret, followed by a sequence of notes. The fretboard diagrams show fingerings (7, 9, 5, 7, 9, 14, 12, 14) and pickings (H, P). A wavy line indicates a vibrato effect.

Riff #4 - Hey Joe

Em Pentatonic (D Shape)



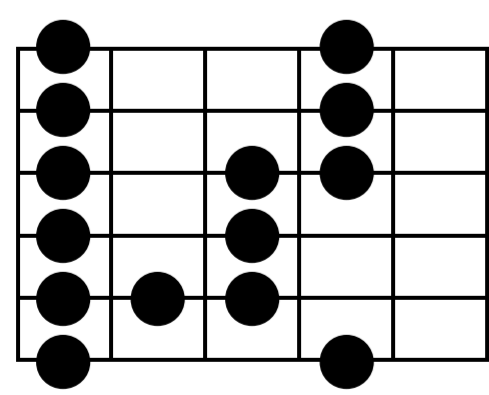
Measures 19-21 of Riff #4. The notation shows a sequence of notes on the guitar staff with corresponding fretboard diagrams below. Pickings are indicated by 'sl.' (slide), 'P' (soft pick), and 'H' (hard pick). Measure 19 starts with a slide on the 3rd fret, followed by a sequence of notes. Measure 20 continues the sequence. Measure 21 has a hard pick on the 7th fret, followed by a sequence of notes. The fretboard diagrams show fingerings (0, 3, 5, 4, 2, 0, 0, 2, 0, 1, 6, 7, 7, 5, 6, 4, 4, 2, 2, 0, 0, 7, 9, 7, 7, 9, 7, 9) and pickings (sl., P, H). Measure 19 starts with a slide on the 3rd fret, followed by a sequence of notes. Measure 20 continues the sequence. Measure 21 has a hard pick on the 7th fret, followed by a sequence of notes. The fretboard diagrams show fingerings (0, 3, 5, 4, 2, 0, 0, 2, 0, 1, 6, 7, 7, 5, 6, 4, 4, 2, 2, 0, 0, 7, 9, 7, 7, 9, 7, 9) and pickings (sl., P, H).

Riff #5 - Red House

This tab will differ from the video resource, and demonstrate the exact picking Hendrix performed on the studio version.

Measures 22-23 of Riff #5. The notation shows a sequence of notes on the guitar staff with corresponding fretboard diagrams below. Pickings are indicated by 'sl.' (slide) and 'let ring'. Measure 22 starts with a slide on the 11th fret, followed by a sequence of notes. Measure 23 continues the sequence. The fretboard diagrams show fingerings (11, 10, 11, 10, 11, (10), 11, 10, 11, 10, 11, (11), 10, 9, 10, 9, 10, 9, 10, 9, 10, 9, 10, 10) and pickings (sl., let ring). Measure 22 starts with a slide on the 11th fret, followed by a sequence of notes. Measure 23 continues the sequence. The fretboard diagrams show fingerings (11, 10, 11, 10, 11, (10), 11, 10, 11, 10, 11, (11), 10, 9, 10, 9, 10, 9, 10, 9, 10, 10) and pickings (sl., let ring).

Bm Blues Scale



Measures 24-26 of Riff #5. The notation shows a sequence of notes on the guitar staff with corresponding fretboard diagrams below. Pickings are indicated by 'full' (full pick), 'P' (soft pick), and 'sl.' (slide). Measure 24 starts with a full pick on the 10th fret, followed by a sequence of notes. Measure 25 continues the sequence. Measure 26 has a soft pick on the 10th fret, followed by a sequence of notes. The fretboard diagrams show fingerings (10, 10, 10, 10, 10, 10, 9, 7, 7, 10, 7, 9, 7, 10, 7, 9, 7, 7, 9, 7) and pickings (full, P, sl.). Measure 24 starts with a full pick on the 10th fret, followed by a sequence of notes. Measure 25 continues the sequence. Measure 26 has a soft pick on the 10th fret, followed by a sequence of notes. The fretboard diagrams show fingerings (10, 10, 10, 10, 10, 10, 9, 7, 7, 10, 7, 9, 7, 10, 7, 9, 7, 7, 9, 7) and pickings (full, P, sl.).