


Mixing Major and Minor Pentatonics

Hello friends,


In today's session we'll be breaking out of the minor pentatonic box, and discovering how you can diversify your licks by making use of the major pentatonic scale in D position. This major pentatonic pattern is positioned next to the common E position of the minor pentatonic scale, making it an accessible alternative. We'll begin by reviewing our scale positions, before learning two ear-catching blues licks, let's get started!

Source Scales:

Minor Pentatonic Scale - Key of A - Common E Position




Major Pentatonic Scale - Key of A - D Position




Two Practice Licks:

Now that you have memorized your major and minor pentatonic scale positions, let's put them to work and learn two useful phrases.

Lick #1



Alternate Ending



Lick #2

