



SF UKE JAM'S SF SUMMER UKESPLOSION! Cynthia Lin and Ukulenny

Dos Pogi Boys
Bob Frazier
'Ahamele
Halau Kaiāulu
Hau'oli Hula Hui
Aloha Uke Squad

Presented by



Yerba Buena Gardens
Mission St.
Between 3rd-4th Sts.
San Francisco



Saturday June 29 11a-4p

sfukejam2024.eventbrite.com

Vendor Marketplace

Brought to you by Legacies of the Pacific

Kala Brand Music
F&B Catering
All Pau
Eleven Sweets
Crystal Besties

Lamalama Perfumes
Malaya Botanicals
Na Pua Designs
Project Ho'ea
Uke Straps

<https://ybgfestival.org/donate>



SF Summer Uke-splasion 2024 Program / Table of Contents

11am

Vendor Marketplace Opens

12pm

'Ahamele

12:25pm

Aloha Uke Squad

12:50pm

Bob Frazier, Ukulenny & Dos Pogi Boys

Warm-up Jam

1. I Feel Good
2. Ain't No Sunshine

1pm

Jam with Cynthia Lin, Ukulenny, SF Uke Jam Band

3. My Girl
4. Three Little Birds
5. Spread a Little Aloha
6. I Just Called to Say I Love You
7. Summertime

1:40pm

Cynthia Lin

2pm

Hula Performances

Halau Kaiāulu

Hau'oli Hula Hui

2:15

Closing Jam

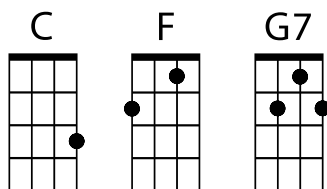
8. A New Day
9. Island in the Sun
10. Happy
11. Kiss
12. No Scrubs
13. Killing Me Softly
14. Can't Take My Eyes Off You
15. Stand By Me

4pm

Vendor Marketplace Closes

I Got You (I Feel Good)

James Brown
strum: D xU-UxU



Verse 1

I feel **(Cx4)**good, I knew that I would, now
I feel **(Fx2)**good, I knew that I **(Cx2)**would, now
So good **(G7//)** so good **(F//)** I got you **(C///// or riff)**

Verse 2

I feel **(Cx4)**nice, like sugar and spice
I feel **(Fx2)**nice, like sugar and **(Cx2)**spice
So nice **(G7//)** so nice **(F//)** I got you **(C/////)**

Sax Riff (play twice)

C/
A-----3---1-----1-----
E-----3-----3-----
C-0-----3-----
G-----

Bridge

When I **(Fx2)**hold you in my arms
I **(Cx2)**know that I can do no wrong
and **(Fx2)**when I hold you in my arms
My **(G7//)**love won't do you no harm **(G7//)**

Repeat Verse 2, Sax Riff, Bridge, Verse 2

Verse 3

Wo! I feel **(Cx4)**good, I knew that I would, now
I feel **(Fx2)**good, I knew that I **(Cx2)**would
So good **(G7//)** so good **(F//)** 'cause I got you **(C///// or riff)** So
good **(G7//)** so good **(F//)** 'cause I got you **(C///// or riff)** So
good **(G7//)** so good **(F//)** 'cause I got you **(Cx10 or outro)**

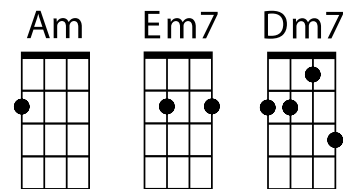
Outro

C/ hey! C7
A-----1--5--3--1-----1---
E---0--3-----3--1-----0---
C-0-----3-----0---
G-----0---

Ain't No Sunshine

Bill Withers

Strum Pattern: D DUxUDU



Verse 1

Ain't no sunshine when she's **(Am)**gone **(Em7)** **(Am)**
 It's not warm when she's **(Am)**away **(Em7)** **(Am)**
 Ain't no sunshine when she's **(Em7)**gone
 And she's always gone too **(Dm7)**long
 Anytime she goes **(Am)**away **(Em7)** **(Am/)**

Verse 2

Wonder this time where she's **(Am)**gone **(Em7)** **(Am)**
 Wonder if she's gone to **(Am)**stay **(Em7)** **(Am)**
 Ain't no sunshine when she's **(Em7)**gone
 And this house just ain't no **(Dm7)**home
 Anytime she goes **(Am)**away **(Em7)** **(Am/)**

Bridge

I know... **(5 bars of chucking)**
(break)Hey, I oughtta leave young thing alone...

Verse 3

Ain't no sunshine when she's **(Am)**gone **(Em7)** **(Am)**
 Only darkness every **(Am)**day **(Em7)** **(Am)**
 Ain't no sunshine when she's **(Em7)**gone
 And this house just ain't no **(Dm7)**home
 Anytime she goes **(Am)**away **(Em7)** **(Am/)**

Repeat Bridge and Verse 3

Repeat and fade: Anytime she goes **(Am)**away **(Em7)** **(Am)**

Melody:

```

                Am Em7 Am                Am Em7 Am
A-----0-3-2-0-0-----0-3-2---0-----
E-0-3-----0-3-----3-----
C-----
G-----

                Em7                Dm7                Am Em7 Am
A--0-0-3-7---5-7-7-5---3-5-3-0---0-0--3-5-3--0---0-0
E-----3-----3-----
C-----
G-----

```

Jam scale

```

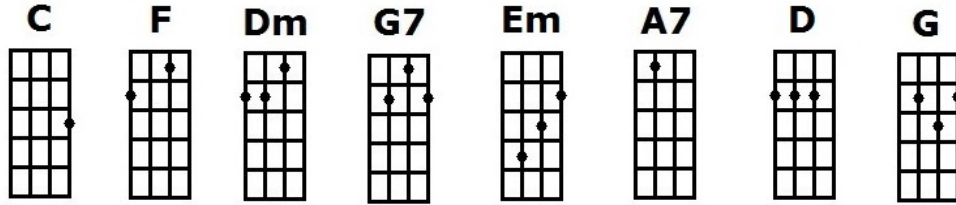
A-----0-3-5-7-10-12-|-----3-5-6-7--|-----7---
E-----0-3-----|-----3-5-----|-----8-10-----
C-0-2-----|--0-2-4-----|--7-9-----
G-----|-----|-----

```

My Girl

Temptations

Written by Ronald White and Smokey Robinson



Intro

A-----
 E (3) ----- (3) ----- (3) ----- (3) ----- (3) -----
 C--0-0-----0-0-----0-0-----0-0-----
 G-0-----0-----0-----0-----0-----

A-----0--3-----0--3---
 E-----0--3-----0--3-----
 C--0--2-----0--2-----
 G-----

Verse 1

I've got (C)sunshine (F)On a cloudy (C)day (F)
 When it's (C)cold outside (F)I've got the (C)month of May (F)

Chorus

(C)I (Dm)guess (F)you'd (G7)say
 (C)What can (Dm)make me (F)feel this (G7)way?
 (C)My girl (My girl, my girl)
 Talkin 'bout, (F)my girl (G7//)My girl

Verse 2

I've got (C)soooooo much (F)honey, the bees envy (C)me (F)
 I've got a (C)sweeter song (F)Than the birds in the (C)trees (F)

Repeat chorus, intro

Interlude: C F C F Dm G7 Em A7///

Verse 3

I don't (D)need no money (G)Fortune or (D)fame (G)
 I've got (D)all the riches baby (G)One man can (D)claim (G)

Chorus

(D)I (Em)guess (G)you'd (A7)say
 (D)What can (Em)make me (G)feel this (A7)way?
 (D)My girl (My girl, my girl)
 Talkin 'bout, (G)my girl, (A7//)my girl

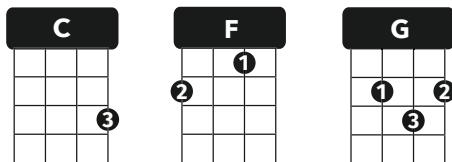
Outro

(D)I've got sunshine on a cloudy day with (G)my girl
 I've (A7)even got the month of May with my (D)girl
 Talkin 'bout (G)my girl, (A7)Talkin 'bout my (D)girl

LESSON 1

THREE LITTLE BIRDS

by Bob Marley



SIMPLE DOWN STRUM: $\overset{1}{d} \mid \overset{2}{d} \mid \overset{3}{d} \mid \overset{4}{d}$
TIMING: 4 strums per chord

CHORUS	C Don't worry	C about a thing
	F Cause every little thing	C is gonna be al-right
	C Singin' don't worry	C about a thing
	F Cause every little thing	C is gonna be al-right
VERSE	C Rise up this morning,	G smiled with the rising sun
	C Three little birds	F pitch by my doorstep
	C Singing sweet songs	G of melodies pure and true
	F Sayin' "this is my	C message to you"

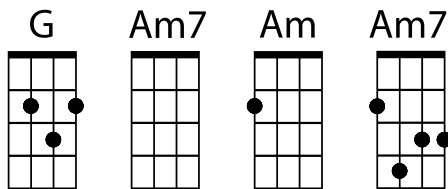
HOW TO PRACTICE: 5 minutes a day is good for your brain and good for your soul!

- 1 Always remember to tune your uke before you practice
- 2 Your fingertips may hurt at first - practicing 5 to 10 minutes a day will keep them from hurting too much and allow your fingertips time to build callouses.
- 3 Strum each chord clearly before you begin playing the song. You can practice transitioning between the chords as an exercise.
- 4 Check your handshake position, make sure the palm is curled and the knuckles are curled.
- 5 You can use the lesson tutorials for review at <http://youtube.com/cynthialinmusic>
- 6 There are tons of ukulele chord charts online - search for the song you want to play and give it a shot. Have fun!

Spread a Little Aloha

Mana'o Company

Strum pattern:
D DUxUDU
(reggae swing)



Intro: G Am (bass plays G and D throughout)

Verse 1

(G)People are you (Am)listening to (G)what we're about to (Am)say
 (G)See we're on a (Am)mission, (G)trying to find a (Am)way
 If (G)you and (Am)me make a (G)guarantee (Am)
 (G)To spread a little (Am)aloha around the (G)world (Am)
 And (G)I know (Am)we, we can (G)work it (Am)out
 (G)and make this (Am)world a better (G)place for you and for (Am)me

Chorus

(G)A-L-O-H-(Am)A, a little (G)aloha in our (Am)day
 (G)Spread a little (Am)aloha around the (G)world (Am)
 (G)A-L-O-H-(Am)A, a little (G)aloha in our (Am)day
 (G)Spread a little (Am)aloha around the (G)world (Am)

Verse 2

(G)Could you (Am)imagine (G)all around the (Am)world
 (G)A little (Am)aloha in (G)every boy and (Am)girl
 (G)Could you (Am)imagine how (G)simple life could (Am)be
 (G)With a little (Am)aloha in (G)you and in (Am)me
 Let's (G)spread a little bit of (Am)aloha
 (G)Put a little love in your (Am)heart
 (G)Take a little dip in the (Am)ocean
 Oh (G)yeah, (Oh yeah) uh-(Am)huh (uh-huh) **Repeat Chorus**

Verse 3

(G)Aloha means (Am)hello and (G)aloha means (Am)goodbye
 and (G)aloha means I (Am)love you and I (G)want to take it (Am)higher
 I wanna get (G)high (Am)with a little (G)aloha (Am)
 I can touch the (G)sky (Am)with a little (G)aloha, (Am)aloha
 Let's (G)spread a little bit of (Am)aloha
 (G)Put a little love in your (Am)heart
 (G)Take a little dip in the (Am)ocean
 Oh (G)yeah, (Oh yeah) uh-(Am)huh (uh-huh) **Repeat Chorus**

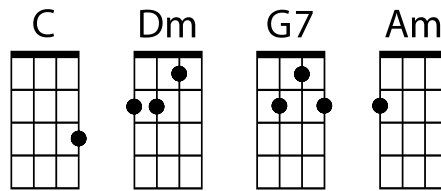
G Major Jam Notes

D Mixolydian	G Major	PHP	D Mixolydian
A-----2-3-5-	-----7-9-10-	---10---12--14-	-14-15----17--
E-----2-3-5-----	-----7-8-10-----	---10---12-----	-14-15----17--
C--2-4-----	-7-9-----	-9---11-----	-14----16-----
G-----	-----	-----	-----

I Just Called To Say I Love You

Stevie Wonder

Strum Pattern: D xU-UxU or D DU-UDU



Intro: C C C C(break)

Verse 1

No New Year's (C)Day to celebrate
No chocolate covered candy hearts to give (Dm)away
No first of (Dm)spring, No song to sing
In fact it's (Dm)just another (G7)ordinary (C)day (C/)

No April (C)rain, No flowers bloom
No wedding Saturday within the month of (Dm)June
But what it (Dm)is, is something true
Made up of (Dm)these three words that (G7)I must say to (C)you (C/)

Chorus

I just (Dm)called to (G7)say I (C)love you
I just (Dm)called to (G7)say how much I (Am)care
I just (Dm)called to (G7)say I (Am)love you
And I (Dm)mean it from the (G7)bottom of my (C)heart (C/)

Verse 2

No summer's (C)high, No warm July
No harvest moon to light one tender August (Dm)night
No autumn (Dm)breeze, No falling leaves
Not even (Dm)time for birds to (G7)fly to southern (C)skies (C/)

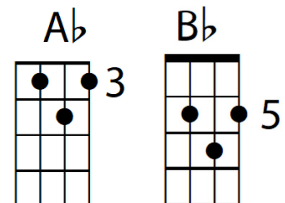
No Libra (C)sun, No Halloween
No giving thanks to all the Christmas joy you (Dm)bring
But what it (Dm)is, though old so new
To fill your (Dm)heart like no three (G7)words could ever (C)do (C/)

Chorus

I just (Dm)called to (G7)say I (C)love you
I just (Dm)called to (G7)say how much I (Am)care
I just (Dm)called to (G7)say I (Am)love you
And I (Dm)mean it from the (G7)bottom of my (C)heart (C/)

Final Chorus (Optional Instrumental)

I just (Dm)called to (G7)say I (C)love you
I just (Dm)called to (G7)say how much I (Am)care
I just (Dm)called to (G7)say I (Am)love you
And I (Dm)mean it from the (G7)bottom of my (C)heart



(Ab)Of my (Bb)heart, (Bb)of my (C)heart (C) (C) (C/ C///)

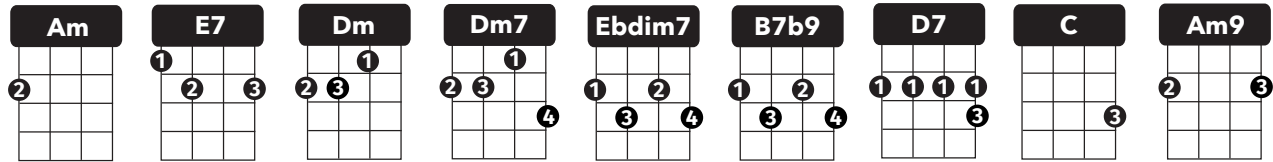
SUMMERTIME

music by George Gershwin, lyrics by DuBose Heyward and Ira Gershwin, 1934

Ukulele arrangement by Cynthia Lin, <http://cynthialin.com/ukulele>

YouTube Play-Along: <http://bit.ly/SummertimePlayAlong>

Join Patreon for \$1 to Access the Full Lesson: <http://bit.ly/SummertimeUkeLesson>



swing strum [d du - d du]

INTRO [Am - E7][Am - E7][Am - E7][Am - E7/]

VERSE 1 [Am - E7] [Am - E7] [Am - E7] [Am - E7]
 Summer-time, and the livin' is ea - sy

optional variation [Dm - Dm] [Dm7 - Dm7] [Dm7 - Ebdim7] [E7 - B7b9]
 Fish are jumpin' and the cotton is high

[Am - E7] [Am - E7] [Am - E7] [Am - D7]
 Oh your daddy's rich, and your mama's good look - in'

[C - Am] [D7 - E7] [Am - E7] [Am - E7/]
 So hush little baby, do - on't you cry

VERSE 2 [Am - E7] [Am - E7] [Am - E7] [Am - E7]
 One of these mornings, you're gonna rise up singing

optional variation [Dm - Dm] [Dm7 - Dm7] [Dm7 - Ebdim7] [E7 - B7b9]
 And you'll spread your wings and you'll take to the sky

[Am - E7] [Am - E7] [Am - E7] [Am - D7/]
 But till that morning, there ain't nothin' can harm you

[C - Am] [D7 - E7] [Am - Am] [D7 - D7/]
 With daddy and mama sta - anding by

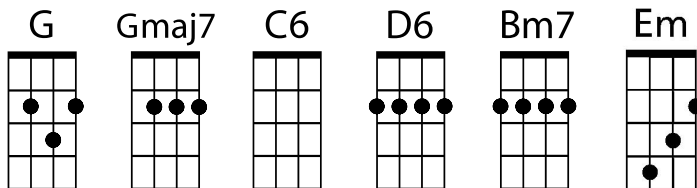
END C/ Am/ D7/ E7/ (hold) Am9/
 So hush little baby, do- -on't you cry

New Day

Ukulenny

Reggae Strum: D DUxUDU

Intro: G GMaj7 C6 D6



Verse 1

The **(G)**sun is looking **(GMaj7)**brighter now
The **(C6)**clouds passed on and it **(D6)**looks like there'll be
(G)Better **(GMaj7)**skies **(C6)**ahead **(D6)**
(G)Things are looking **(GMaj7)**better now
(C6)Today is only **(D6)**starting
And I'm **(G)**starting to **(GMaj7)**clear my **(C6)**head **(D6)**

Chorus 1

(Bm7)And I felt so bad **(Em)**before
But it looks like it's **(Bm7)**over now **(Em)**
(Bm7)I'm still getting over
The **(Em)**darkness I felt **(D6)**yesterday and **(C6)**
(D6)Now it looks like everything's **(G)**okay **(GMaj7)**
(C6)It's the **(D6)**start of a new **(G)**day **(GMaj7)** **(C6)** **(D6)**

Verse 2

(G)Things are looking **(GMaj7)**sharper now
Every **(C6)**minute makes it **(D6)**seem like there'll be
(G)Better **(GMaj7)**skies **(C6)**ahead **(D6)**
(G)Things are smelling **(GMaj7)**sweeter now
I'm **(C6)**ready to go **(D6)**out and breathe in
(G)Everything that's **(GMaj7)**perfect
'Cause **(C6)**everything is **(D6)**perfect

Chorus 2

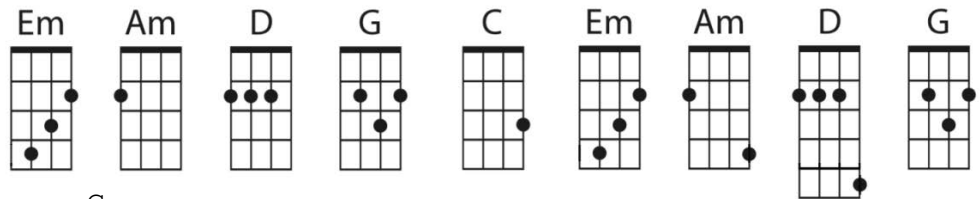
(Bm7)And I felt so bad **(Em)**before
But it's **(Bm7)**over now **(Em)**
(Bm7)I wouldn't have it any **(Em)**other **(D6)**way
(C6) **(D6)**Now it looks like everything's **(G)**okay **(GMaj7)**
(C6) **(D6)**Today **(G)** **(GMaj7)** **(C6)** **(D6)**

Outro

Cause there'll be **((G)**better **(GMaj7)**skies **(C6)**ahead)
It's the **(D/)**start of a new day **((G)**better **(GMaj7)**skies **(C6)**ahead)
It's the **(D/)**start of a new day **((G)**better **(GMaj7)**skies **(C6)**ahead)
It's the **(D/)**start of a new day **((G)**better **(GMaj7)**skies
(C6)ahead) **(D6/)** **(G/)**

Island in the Sun

Weezer



Alternate Chords

Intro/Verse

Em Am D G
 D D U D D U U U D D U
 1 + 2 + 3 + 4 + | 1 + 2 + 3 + 4 + |

Intro

Hip hip **(Em Am D G)** Hip hip **(Em Am D G)** Hip hip

Verse 1

(Em Am) When you're **(D)** on a **(G)** holiday
(Em Am) You can't **(D)** find the **(G)** words to say
(Em Am) All the **(D)** things that **(G)** come to you
(Em Am) And you **(D)** want to **(G)** feel it too

Chorus

(Em Am) On an **(D)** island **(G)** in the sun
(Em Am) We'll be **(D)** playing and **(G)** having fun
(Em Am) And it **(D)** makes me **(G)** feel so fine
(Em Am) I can't **(D)** control my **(G)** brain

Repeat Intro: Em Am D G (x2)

Verse 2

(Em Am) When you're **(D)** on a **(G)** golden sea
(Em Am) You don't **(D)** need no **(G)** memory
(Em Am) Just a **(D)** place to **(G)** call your own
(Em Am) As we **(D)** drift **(G)** into the zone

Repeat Chorus

Bridge

(D) We'll run **(G)** away together **(D)** We'll spend some **(G)** time forever
(C) We'll never **(Am)** feel bad **(D)** anymore

Repeat Intro: Em C D G (x4)

Solo

A-5-7-5-----3-2---3-2-----2-0-----
 E-----3-----3-2---3-3-----
 C-----
 G-----

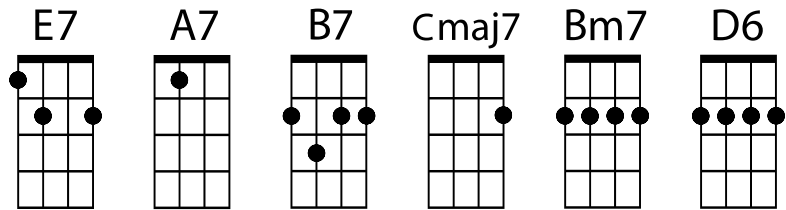
Repeat Chorus, Bridge

(Em Am D G) We'll **(Em)** never **(Am)** feel bad **(D)** anymore **(G)**
(Em Am D G) No no **(x2)** **End on Em**

Happy

Pharrell

Strum Pattern: D DU-UDU
or D xU-UxU



Intro: E7////

Verse 1

(E7//)It might seem crazy what I'm about to say **(E7 A7 B7 A7)**
(E7//)Sunshine she's here, you can take a break **(E7 A7 B7 A7)**
(E7//)I'm a hot air balloon that could go to space **(E7 A7 B7 A7)**
With the **(E7//)**air, like I don't care, baby, by the way **(E7 A7 B7//)**

Chorus

Because I'm **(CMaj7)**happy
Clap along **(Bm7)**if you feel like a **(D6)**room without a **(E7)**roof
Because I'm **(CMaj7)**happy
Clap along **(Bm7)**if you feel like **(D6)**happiness is the **(E7)**truth
Because I'm **(CMaj7)**happy
Clap along **(Bm7)**if you know what **(D6)**happiness is to **(E7)**you
Because I'm **(CMaj7)**happy
Clap along **(Bm7)**if you feel like **(D6)**that's what you wanna **(E7)**do

Verse 2

(E7//)Here come bad news talking this and that, **(E7 A7 B7 A7)**yeah,
(E7//)Well, give me all you got, and don't hold it back, **(E7 A7 B7 A7)**yeah,
(E7//)Well, I should probably warn you I'll be just fine, **(E7 A7 B7 A7)**yeah,
(E7//)No offense to you, don't waste your time **(E7 A7)**Here's **(B7//)**why

Repeat Chorus

Bridge (Repeat 4x, Left Hand Chucking Throughout)

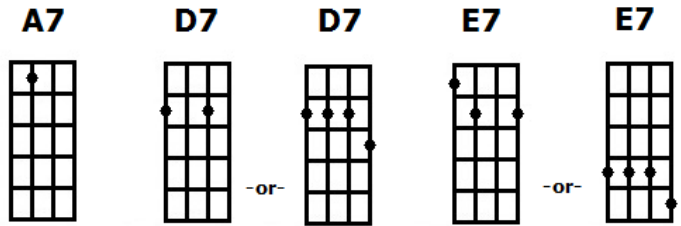
(E7//)Bring me down, can't nothing
Bring me down, my level's too **(E7//)**high

Last Chorus

Because I'm **(CMaj7)**happy
Clap along **(Bm7)**if you feel like a **(D6)**room without a **(E7)**roof
Because I'm **(CMaj7)**happy
Clap along **(Bm7)**if you feel like **(D6)**happiness is the **(E7)**truth
Because I'm **(CMaj7)**happy
Clap along **(Bm7)**if you know what **(D6)**happiness is to **(E7)**you
Because I'm **(CMaj7)**happy
Clap along **(Bm7)**if you feel like **(D6)**that's what you wanna **(E7)**do

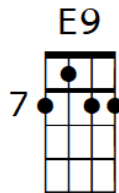
Kiss
Prince

Strum pattern: D x x D x x x x



Intro: E9

DUDUDUDUD --uh!
 A-----77777777--
 E-----77777777--
 C-----66666666--
 G-----77777777--



Intro: A7 A7 A7 A7/

Verse 1

You don't have to be **(A7)**beautiful to turn me on
 I just need your **(A7)**body baby from dusk till dawn
 You don't need **(D7)**experience to turn me out
 You just leave it all **(A7)**up to me, I'm gonna show you what it's all about

Chorus

You don't have to be **(E7)**rich to be my girl
 You don't have to be **(D7)**cool to rule my world
 Ain't no particular **(E7)**sign I'm more compatible with
 I just want your **(D7)**extra time and your **(E9)**.....Kiss

Interlude: A7 A7 A7 A7/

Verse 2

You got to not talk **(A7)**dirty, baby, if you wanna impress me
 You can't be too flirty, mama, I know how to undress me (Yeah)
 I want to be your **(D7)**fantasy, maybe you could be mine
 You just leave it all **(A7)**up to me, we could have a good time

Chorus

You don't have to be **(E7)**rich to be my girl
 You don't have to be **(D7)**cool to rule my world
 Ain't no particular **(E7)**sign I'm more compatible with
 I just want your **(D7)**extra time and your **(E9)**.....Kiss

Interlude: A7 A7 A7 A7/

A7x8+riff ----->
D7 D7 D7 D7
A7 A7 A7 A7/

Riff: DU strum... D U U D D U U D D U U
 A-10-----10-9-9---10-10-9-9--10-10-9-9-
 E--9-----9-9-9---9--9-9-9---9--9-9-9-
 C--9-----9-9-9---9--9-9-9---9--9-9-9-
 G-----

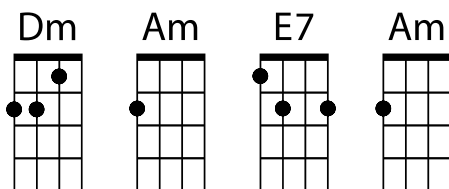
Verse 3

Women not **(A7)**girls rule my world, I said they rule my world
 Act your **(A7)**age, mama, not your shoe size, maybe we could do the twirl
 You don't have to watch **(D7)**Dynasty to have an attitude
 You just leave it all **(A7)**up to me my love will be your food

Repeat Chorus, except really really high.

No Scrubs

TLC



Intro Riff

Dm Am E7 1. Am 2. Am

A-----8-----7-----4- | -----7--- | | --10---8-7-5-7-----
 E---5-----5-----4----- | --5-----o- | | --8-----
 C-5-----4-----4----- | -4-----o- | | --9-----
 G-----7-----5-----4--- | -----5----- | | -----

Verse 1

A **(Dm)** scrub is a guy who **(Am)** thinks he's fly
 And is **(E7)** also known as a **(Am)** buster
(Dm) Always talkin' about **(Am)** what he wants
 And just **(E7)** sits on his broke **(Am)** [beep] So

Pre-Chorus

(Dm) No, I don't **(Am)** want your number
(E7) No, I don't want to **(Am)** give you mine and
(Dm) No, I don't want to **(Am)** meet you nowhere
(E7) No, I don't want **(Am)** none of your time

Chorus (play twice each time)

(Dm) I don't **(Am)** want no scrub
 A **(E7)** scrub is a guy that can't **(Am)** get no love from **(Dm)** me
 Hanging out the **(Am)** passenger side of his **(E7)** best friend's ride
(Am) Trying to holler at **(Dm)** me

Verse 2

But a **(Dm)** scrub is checkin' me but his **(Am)** game is kinda weak
 And I **(E7)** know that he cannot **(Am)** approach me
 Cuz I'm lookin' like **(Dm)** class and he's **(Am)** lookin' like trash
 Can't **(E7)** get wit' no deadbeat **(Dm)** [beep kid friendly!]

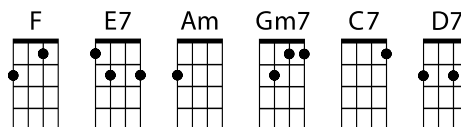
Repeat Pre-Chorus and Chorus

Bridge

If you don't **(F)** have a car and you're walking, oh **(E7)** yes son I'm talking to you
 If you **(Am)** live at home wit' your mamma
 Oh **(Gm7)** yes son I'm **(C7)** talking to you
 If you **(F)** have a shorty but you don't show love, oh **(E7)** yes son I'm talking to you
 Wanna **(Am)** get with me with **(D7)** no money oh **(Gm7)** no I don't **(C7)** want no (oh)

Interlude: Dm Am E7 Am (x4)

No scrub, No scrub (no no)
 No scrub, No scrub

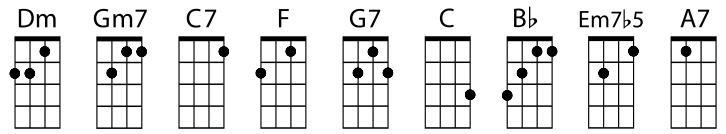


Last Chorus (play twice, last time one strum)

(Dm) I don't **(Am)** want no scrub
 A **(E7)** scrub is a guy that can't **(Am)** get no love from **(Dm)** me
 Hanging out the **(Am)** passenger side of his **(E7)** best friend's ride
(Am) Trying to holler at **(Dm)** me

"Killing Me Softly"

Fugees (Roberta Flack Cover)



Intro

(Dm) Strumming my pain with his (Gm7) fingers,
 (C7) Singing my life with his (F) words,
 (Dm) Killing me softly with (G7) his song,
 Killing me (C) softly with (Bb) his song,
 Telling my (F) whole life with (Bb) his words,
 Killing me (Em7b5) softly with his (A7) song. (A7/) Riff: A-----0-2-3-----0----

2 Bars of Drum Beat

Verse 1

(Gm7) I heard he (C7) sang a good song, (F) I heard he (Bb) had a style,
 (Gm7) And so I (C7) came to see him and (Dm) listened for a (Dm) while.
 (Gm7) And there he (C7) was this young boy, (F) a stranger (A7) to my eyes,

Chorus

(Dm) Strumming my pain with his (Gm7///) fingers (one time),
 (C7) Singing my life with his (F///) words (two times),
 (Dm) Killing me softly with (G7) his song,
 Killing me (C) softly with (Bb) his song,
 Telling my (F) whole life with (Bb) his words,
 Killing me (Em7b5) softly with his (A7) song. (A7/ riff)

Verse 2

(Gm7) I felt all (C7) flushed with fever, (F) embarrassed (Bb) by the crowd,
 (Gm7) I felt he (C7) found my letters and (Dm) read each one out (Dm) loud.
 (Gm7) I prayed that (C7) he would finish, (F) but he just (A7) kept right on...

Chorus

(Dm) Strumming my pain with his (Gm7///) fingers (one time),
 (C7) Singing my life with his (F///) words (two times),
 (Dm) Killing me softly with (G7) his song,
 Killing me (C) softly with (Bb) his song,
 Telling my (F) whole life with (Bb) his words, A-0---1-0---1-0-1-0-1-0---
 Killing me (Em7b5) softly with his (A7) song--> E-0---0-0---0-0-0-0-0-0---
 C-1---1-1---1-1-1-1-1-1---
 G-0---0-0---0-0-0-0-0-0---

Breakdown

(Dm/) whoaa.... (Gm7) whoa...(C7) (F) whoa....
 (Dm) la la la la (G7) la la la whoa (C) oh oh, ah (Bb) ah ah whoa
 (F) oh oh ah (Bb) ahhhhhhhhhhh (Em7b5) (A7) ahhhhhhh

Last Chorus

(Dm) Strumming my pain with his (Gm7) fingers yes he was
 (C7) Singing my life with his (F) words
 (Dm) Killing me softly with (G7) his song,
 Killing me (C) softly with (Bb) his song,
 Telling my (F) whole life with (Bb) his words, A-0---1-0---1-0-1-0-1-0---
 Killing me (Em7b5) softly with his (A7) song--> E-0---0-0---0-0-0-0-0-0---
 C-1---1-1---1-1-1-1-1-1---
 G-0---0-0---0-0-0-0-0-0---

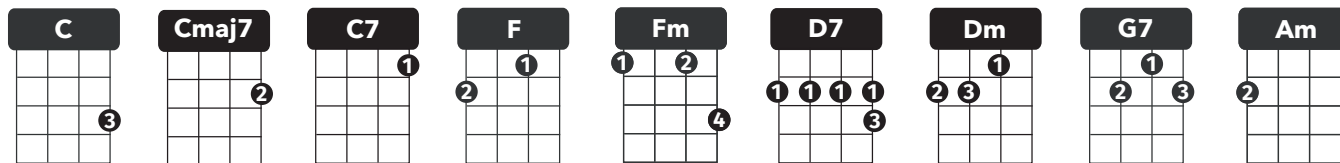
CAN'T TAKE MY EYES OFF YOU

by Bob Crewe + Bob Gaudio, 1967 - recorded by Frankie Valli, Lauryn Hill

Watch on YouTube: <http://bit.ly/ILYBabyPlayAlong>

Link to Patreon Lesson: <http://bit.ly/ILYBabyPatreonLesson>

Ukulele arrangement by Cynthia Lin, <http://cynthialin.com/ukulele>



1 2 3 4

beg: basic rock strum: [D d D du - D d D du] per chord

int: extended rock strum: [D d D dU - ud - dudu]

adv: pump-mute on 2: [D d D/ dU - ud - dudu]

VERSE 1

You're just too	C	good to be true,	can't take my	Cmaj7	eyes off of you
You'd be like	C7	heaven to touch,	I wanna	F	hold you so much
At long last	Fm	love has arrived	and I thank	C	God I'm alive
You're just too	[D7 - Fm]	good to be true,	can't take my	C	eyes off of you C

VERSE 2

Pardon the	C	way that I stare,	there's nothin'	Cmaj7	else to compare
The sight of	C7	you leaves me weak,	there are no	F	words left to speak
But if you	Fm	feel like I feel,	please let me	C	know that it's real
You're just too	[D7 - Fm]	good to be true,	can't take my	C	eyes off of you C/ X X X I love you

CHORUS

(I love you) baby	Dm	and if it's	G7	quite alright	I need you,	Cmaj7	Am	baby to warm the	lonely night
I love you, baby		Trust in me when I		say					
Oh pretty	Dm	baby, don't bring me down	G7	I pray,	Oh pretty	Cmaj7	Am//	baby Now that I've found you,	stay
And let me love you,		let me love you		oh baby					

REPEAT VERSE 1

OPTIONAL HORN BREAK

Dm	G7	Cmaj7	Am
Dm	G7	Cmaj7	Am Am/ X X X
			I love you

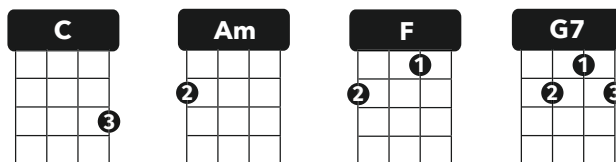
REPEAT CHORUS -> LAST TIME

And let me	Dm// // // //	love you baby	let me	G7/ G7/	love you	END Cmaj7/	oh baby
------------	----------------------	---------------	--------	----------------	----------	-------------------	---------

LESSON 4

STAND BY ME

by Ben E. King, Jerry Leiber and Mike Stoller



1 2 & 3 & 4 &

ISLAND STRUM: d - | d u | *(drop) u | d u

*remember to drop your hand so you can come back up - it helps to say the word "drop"

TIMING: one island strum per chord

VERSE 1

C	When the night has	C	come,	Am	And the land is dark
F	And the moon is the	G7	only light we'll	C	see
C	No I won't be	C	a-fraid,	Am	no I won't be
F	Just as long	G7	as you stand,	C	stand by me,
				Am	And darlin', darlin'

CHORUS

C	<u>Stand</u> by me, oh	C	oh	Am	<u>stand</u> by me
F	oh <u>stand</u>	G7	Stand by me,	C	stand by me

practice singing just the underlined syllables to build your singing-while-playing skills

VERSE 2

C	If the sky that we	C	look upon,	Am	Should tumble and fall
F	And the mountains should	G7	crumble	C	to the sea
C	I won't cry,	C	I won't cry,	Am	no I won't shed a tear
F	Just as long	G7	as you stand,	C	stand by me,
				Am	And darlin', darlin'

CHORUS x 2

C	<u>Stand</u> by me, oh	C	oh	Am	<u>stand</u> by me
F	oh <u>stand</u>	G7	Stand by me,	C	stand by me