




Section #1 - Defining the "Pentatonic Rut"

One of the most common pitfalls experienced by aspiring lead guitar players is the dreaded "pentatonic rut," a state in which the musician struggles to produce musical phrases outside of the five note pentatonic scale, and who's soloing is mostly restricted to basic blues-rock licks. Defeating the pentatonic rut means learning to incorporate additional notes, and building a vocabulary of licks that are specific to various chord changes. Let's begin by memorizing two powerful scales that can be combined into a versatile "hybrid scale."

Section #2 - Essential Blues Scales

The Blues Scale (Key of A)

The blues scale is the next logical step for players who are well versed with the minor pentatonic; it simply adds the flatted 5th interval, also known as the "blue note" into the scale pattern, which allows the soloist to achieve the important element of tension and release.




A C D D# E G A C D D# E G A C

T
A
B

5 8 5 6 7 5 7 5 7 8 5 8 5 8

The Mixolydian Scale

This variation to the major scale features the flatted 7th interval, making it ideal for soloing over the dom7 chords that are common in blues, rock, jazz and other forms of popular music.



A B C# D E F# G A B C# D E F# G A B


T
A
B

5 7 4 5 7 4 5 7 4 6 7 5 7 8 5 7



Section #3 - The Mixolydian Blues Hybrid Scale

Now that we have memorized the blues and mixolydian scales, we can combine them to form the powerful mixolydian blues hybrid scale. This complex pattern of notes allows players to achieve both major and minor "voices," and highlight the chord tones more effectively.




A B C C# D D# E F# G A B C C# D D# E F# G A B C

TAB
5 7 8 | 4 5 6 7 | 4 5 7 | 4 5 6 7 8 | 5 7 8 | 5 7 8

Section #4 - Practice Licks

Now that we have committed the mixo-blues hybrid scale to muscle memory, let's start adding a few advanced phrases to our repertoire. Each of the following licks are specific to different sections of the typical 12 bar blues progression:


Lick #1 - Over A7



A7


TAB
7 5 7 5 6 7 | 7 4 7 5 6 5 7 5 | 5

Lick #2 - Also over A7



TAB
7 4 7 5 6 5 7 5 | 5

Lick #3 - Over A7 to D7



A7 D7 A7

This lick implies a diminished passing chord (very cool!)

TAB
7 5 7 5 7 5 5 7 | 5 6 4 7 5 4 7 4 7 | 5 6 5 (5)

Lick #4 - Over D7 to A7

Swift Guitar Lessons

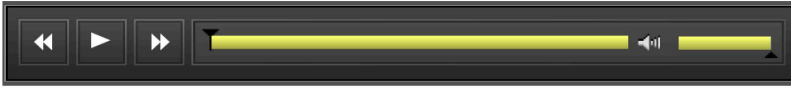
The Mixo-Blues Hybrid Scale | Escaping the Pentatonic Rut!



Section #4 - Practice Licks (continued)

Lick #5- E7 to D7 Change

Lick #6 - D7 to A7 Change



E7 **D7** **A7**

11 12 13

TAB

5 5 7 5 7 4 7 5 7 7 8 7 5 6 7

Other Suggested Resources:

- "Secret Weapon" Blues Guitar Lick - Soundslice Tutorial!
- Spicy Major Blues Practice Routine - 8 Tasteful Licks!
- Solo Blues Guitar Series - PDF, Mp3's & Videos!