


ZACH STOPPEL AND BARTHOLOMEW KLICK PRESENT

THIEVES CAN'T GOBLINS!

FROM THE MAKERS OF THE WORLD'S FINEST TABLETOP RPG COMIC SERIES



*FOUR PAPER FIGURINES
WITH FRONT AND BACK ART
FOR FANTASY TABLETOP GAMES*

CONTAINS:




GOBLIN ARCHER

GOBLIN FIGHTER



GOBLIN ROGUE

GOBLIN CASTER









About Us

We are Bartholomew Klick & Zachary Stoppel, and the creators of a comic series called Thieves Can't. Please check out our work at www.yesthievescan.com.

Instructions

Step 1: Cut the paper minis out individually, loosely around the black border. It's okay to leave some white. Both sides of the minis should remain connected to the center gray bar.

Step 2: Use a glue-stick on the blank side of the minis.

Step 3: Fold the minis in half. Ensure that the artwork on both sides is roughly even with one another.

Step 4: Cut a more defined line around the black border. It's okay if you cut some of the black off.

Step 5: Use a black marker to cover any white spots left from cutting. Sharpie works well, but any black marker should do.

Step 6: Fold up the black, circular base.

Step 7: Glue a penny or other, similar object to the bottom of the mini. (If you print with heavy enough paper, this is an optional step.)

Version History

1.00 - public release - 9/26/2018