

Swift Guitar Lessons

"In My Life" By The Beatles

Standard Tuning | Key of Amaj | Released Dec. 1965 | Label: Parlophone



Intro:

A

```

e |-----5-----0-|-4-----|
B |-2-----2h3---|-----|
G |-----|-----|
D |-----|-----|
A |-0-----0-----|-----|
E |-----|-0--0--0-0-0-0-|
  1 & 2 & 3 & 4   1 & 2 & 3 & 4 &
  
```

Repeat 2x

Verse 1:

A E F#m A/G
 There are places I'll remember

D Dm A
 All my life___ though some have changed

A E F#m A/G
 Some forever not for better

D Dm A
 Some have gone___ and some remain

F#m D
 All these places have their moments

G A
 With lovers and friends I still can recall

F#m B
 Some are dead and some are living

Dm A *Repeat intro riff 1x*
 In my life I've loved them all

Chords Needed

Verse 2:

A E F#m A/G
 But of all these friends and lovers

D Dm A
 There is no one compares with you

A E F#m A/G
 And these memories lose their meaning

D Dm A
 When I think of love as something new

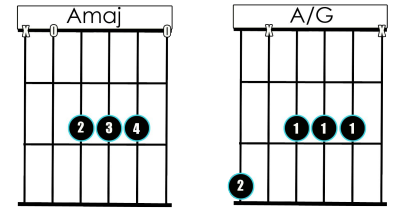
Swift Guitar Lessons

"In My Life" By The Beatles



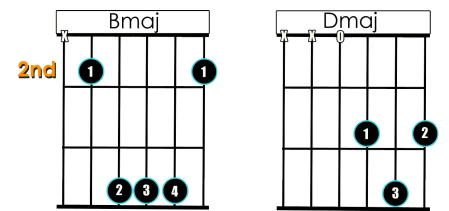
Verse 2 Continued:

F#m D
 Though I know I'll never lose affection
G A
 For people and things that went before
F#m B
 I know I'll often stop and think about them
Dm A
 In my life I love you more



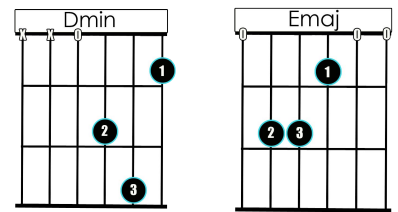
Instrumental Section: Same as verse A section.

A // E // | F#m // A/G // | D // Dm // | A // // // |
A // E // | F#m // A/G // | D // Dm // | A // // // |

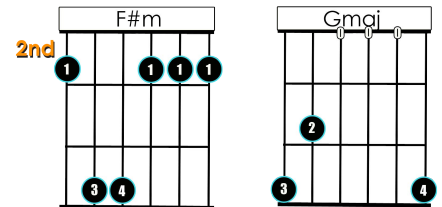


Verse 3:

F#m D
 Though I know I'll never lose affection
G A
 For people and things that went before
F#m B
 I know I'll often stop and think about them
Dm A Repeat intro riff 1x
 In my life I love you more



Dm A Outro riff
 In my life I love you more



Outro Riff:

	A	E	E7	A
e	-----5-----0--	-4-----4-2-4---	-5-----	
B	-2-----2h3---	-----3---	-2-----	
G	-----	-----4---	-2-----	
D	-----	-----	-2-----	
A	-0-----0---	-----	-0-----	
E	-----	-0-----	-----	
	1 & 2 & 3 & 4	1 & 2 & 3 & 4 &	1 & 2 & 3 & 4 &	

Swift Guitar Lessons

"In My Life" By The Beatles



Verse Progression:

A section:

A // E // | F#m // A/G // | D // Dm // | A //// |

A // E // | F#m // A/G // | D // Dm // | A //// |

B Section:

F#m //// | D //// | G //// | A //// |

F#m //// | B //// | Dm //// | A //// |

Suggested Strumming Guide:

A 1 & 2 & E 3 & 4 & | F#m 1 & 2 A/G & 3 & 4 & | D 1 & 2 & Dm 3 & 4 & | A 1 & 2 & 3 & 4 & |

↓ ↓↑ ↓ ↓↑ ↓↑X ↑ ↑↓↑ ↓ ↓↑ ↓ ↓↑ ↓ ↓↑ ↑↓↑

A 1 & 2 & E 3 & 4 & | F#m 1 & 2 A/G & 3 & 4 & | D 1 & 2 & Dm 3 & 4 & | A 1 & 2 & 3 & 4 & |

↓ ↓↑ ↓ ↓↑ ↓↑X ↑ ↑↓↑ ↓ ↓↑ ↓ ↓↑ ↓ ↓↑ ↑↓↑

F#m 1 & 2 & 3 & 4 & | D 1 & 2 & 3 & 4 & | G 1 & 2 & 3 & 4 & | A 1 & 2 & 3 & 4 & |

↓↑X↑ ↑X↑ ↓ X↑ ↑X↑ ↓↑X↑ ↑X↑ ↓ X↑ ↑X↑

F#m 1 & 2 & 3 & 4 & | B 1 & 2 & 3 & 4 & | Dm 1 & 2 & 3 & 4 & | A 1 & 2 & 3 & 4 & |

↓↑X↑ ↑X↑ ↓X↑ ↑X↑ ↓ ↓ X↑ ↑X↑