

# Swift Guitar Lessons

## "Help" By The Beatles

Key of A | Standard Tuning | 112 bpm | Released Aug. 1965 | Parlophone Records



**Intro:** See tab on pg.3

**Bm** **Bm/A**  
Help! I need somebody  
**G** **G/F#**  
Help! Not just anybody  
**E** **Riff**  
Help! You know I need someone... Help!

### Verse 1

**A** **C#m**  
When I was younger, so much younger than today  
**F#m** **D** **G** **A**  
I never needed anybody's help in any way  
**A** **C#m**  
But now those days are gone I'm not so self-assured  
**F#m** **D** **G** **A**  
Now I find I've changed my mind, I've opened up the doors

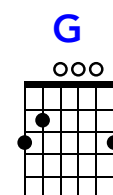
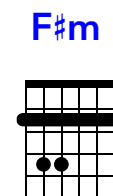
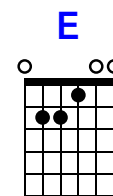
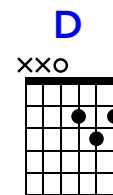
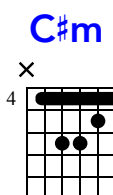
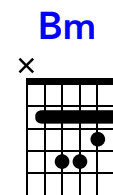
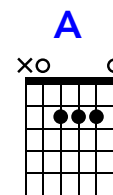
### Chorus 1

**Bm** **Bm // Bm/A // |**  
Help me if you can I'm feeling down  
**G** **G // G/F# // |**  
and I do appreciate you being round  
**E**  
Help me get my feet back on the ground  
**Riff** **A**  
won't you please please help me

### Verse 2

**A** **C#m**  
And now my life has changed in oh, so many ways  
**F#m** **D** **G** **A**  
My independence seems to vanish in the haze  
**A** **C#m**  
But every now and then I feel so insecure  
**F#m** **D** **G** **A**  
I know that I just need you like I've never done before

### Main Chords



# Swift Guitar Lessons

## "Help" By The Beatles



### Chorus 2

**Bm** **Bm // Bm/A // |**  
 Help me if you can I'm feeling down  
     **G** **G // G/F# // |**  
 and I do appreciate you being round  
**E**  
 Help me get my feet back on the ground  
     **Riff** **A**  
 won't you please please help me

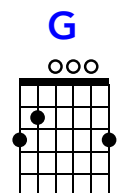
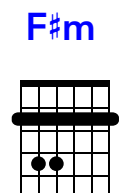
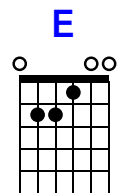
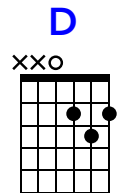
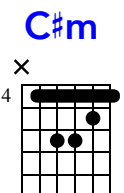
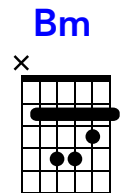
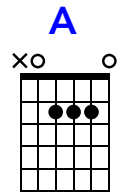
### Verse 3 Lines 1 & 2 played softly

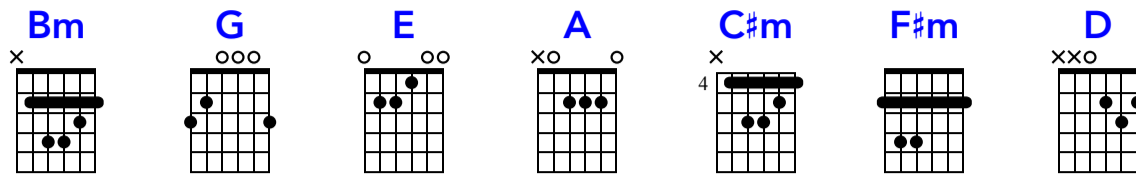
**A** **C#m**  
 When I was younger, so much younger than today  
**F#m** **D** **G** **A**  
 I never needed anybody's help in any way  
**A** **C#m**  
 But now these days are gone I'm not so self-assured  
**F#m** **D** **G** **A**  
 Now I find I've changed my mind, I've opened up the doors

### Chorus 3

**Bm** **Bm // Bm/A // |**  
 Help me if you can I'm feeling down  
     **G** **G // G/F# // |**  
 and I do appreciate you being round  
**E**  
 Help me get my feet back on the ground  
     **Riff** **F#m** **A**  
 won't you please please help me... Help me, help me\_\_\_\_\_

### Main Chords





Intro

Musical notation for the Intro section, including a treble clef staff with a key signature of three sharps (F#, C#, G#) and a 4/4 time signature. The notation shows a sequence of chords: Bm (measures 1-2), G (measures 3-4), E (measures 5-6), and D (measures 7-8). Below the staff is a guitar tablature with fret numbers and string indicators (T, A, B).

Verse

Musical notation for the Verse section, including a treble clef staff with a key signature of three sharps (F#, C#, G#) and a 4/4 time signature. The notation shows a sequence of chords: A (measures 5-6), C#m (measures 7-8), F#m (measures 9-10), D (measures 11-12), G (measures 13-14), and A (measures 15-16). Below the staff is a guitar tablature with fret numbers and string indicators (T, A, B).

Chorus

Musical notation for the Chorus section, including a treble clef staff with a key signature of three sharps (F#, C#, G#) and a 4/4 time signature. The notation shows a sequence of chords: Bm (measures 9-10), G (measures 11-12), E (measures 13-14), and A (measures 15-16). Below the staff is a guitar tablature with fret numbers and string indicators (T, A, B).