

# Swift Guitar Lessons

## "ALL I HAVE TO DO IS DREAM" BY THE EVERLY BROTHERS

Written by Boudleaux Bryant | Stan. Tuning | Key of E | 105 bpm | April 1958 | Cadence



### Chorus:

E C#m A B7  
Drea-ea-ea-ea-eam, dream, dream, dream  
E C#m A B7  
Drea-ea-ea-ea-eam, dream, dream, dream

### Verse 1

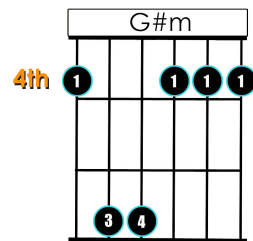
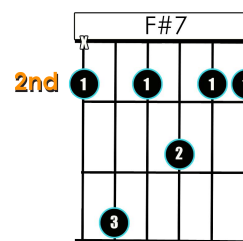
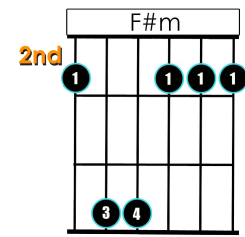
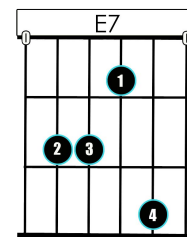
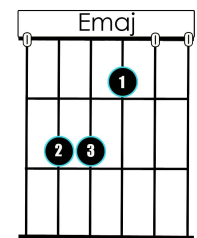
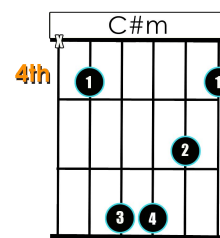
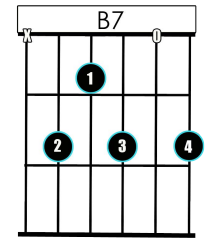
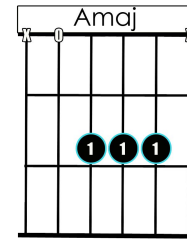
E C#m A B7  
When I want you... in my arms  
E C#m A B7  
When I want you... and all your charms  
E C#m A B7  
Whenever I want you, all I have to do is  
E C#m A B7  
Drea-ea-ea-ea-eam, dream, dream, dream

### Verse 2

E C#m A B7  
When I feel blue... in the night  
E C#m A B7  
And I need you... to hold me tight  
E C#m A B7  
Whenever I want you, all I have to do is  
E A E E7  
Drea-ea-ea-ea-ea-am

### Bridge

A G#m  
I can make you mine, taste your lips of wine  
F#m B7 E E7  
Anytime night or day  
A G#m  
Only trouble is, gee whiz  
F#7 B7 (walk)  
I'm dreamin' my life away



# Swift Guitar Lessons

## "ALL I HAVE TO DO IS DREAM" BY THE EVERLY BROTHERS



### Verse 4

E C#m A B7  
I need you so... that I could die  
E C#m A B7  
I love you so... and that is why  
E C#m A B7  
Whenever I want you, all I have to do is  
E C#m A B7  
Drea-ea-ea-ea-eam, dream, dream, dream  
E A E E7  
Drea-ea-ea-ea-ea-am

### Bridge

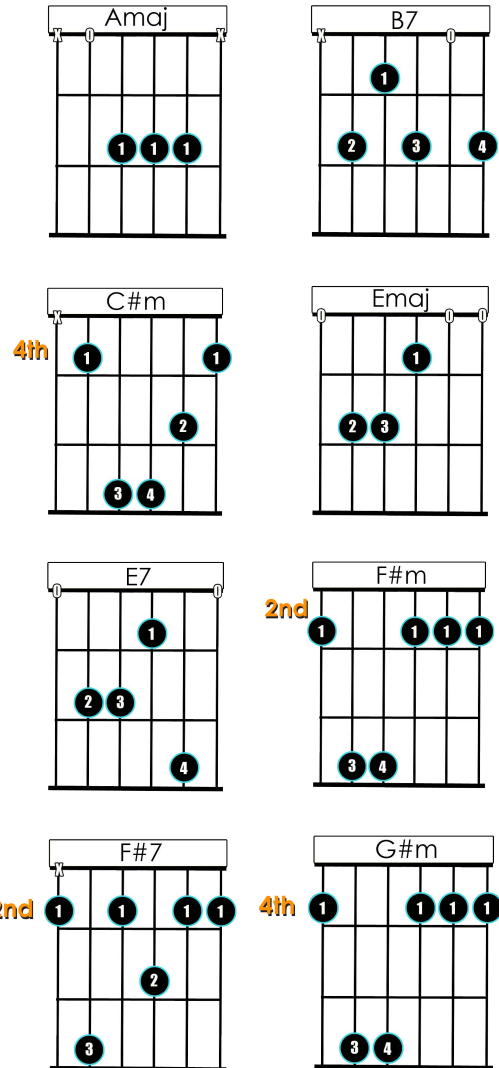
A G#m  
I can make you mine, taste your lips of wine  
F#m B7 E E7  
Anytime night or day  
A G#m  
Only trouble is, gee whiz  
F#7 B7 (walk)  
I'm dreamin' my life away

### Verse 5

E C#m A B7  
I need you so... that I could die  
E C#m A B7  
I love you so... and that is why  
E C#m A B7  
Whenever I want you, all I have to do is

### Chorus:

E C#m A B7  
Drea-ea-ea-ea-eam, dream, dream, dream  
E C#m A B7  
Drea-ea-ea-ea-eam, dream, dream, dream  
E A E  
Drea-ea-ea-ea-ea-am





### Chord Progressions and Strumming

#### A Section:

**Emaj** 1 & 2 & **C#m** 3 & 4 & | **Amaj** 1 & 2 & **B7** 3 & 4 & |  
↓ ↓↑ ↓ ↓↑ ↓ ↓↑ ↓ ↓↑

#### Turnaround

**Emaj** 1 & 2 & **Amaj** 3 & 4 & | **Emaj** 1 & 2 **E7** & 3 & 4 & |  
↓ ↓↑ ↓ ↓↑ ↓ ↓ ↑↓↑↓↑

#### B Section Part 1:

**Amaj** 1 & 2 & 3 & 4 & | **G#m** 1 & 2 & 3 & 4 & |  
↓ ↓↑ ↑↓↑ ↓ ↓↑ ↑↓↑

**F#m** 1 & 2 & **B7** 3 & 4 & | **Emaj** 1 & 2 **E7** & 3 & 4 & |  
↓ ↓↑ ↓ ↓↑ ↓ ↓ ↑↓↑↓↑

#### B Section Part 2:

**Amaj** 1 & 2 & 3 & 4 & | **G#m** 1 & 2 & 3 & 4 & |  
↓ ↓↑ ↑↓↑ ↓ ↓↑ ↑↓↑

**F#7** 1 & 2 & 3 & 4 & **B7** 1 & 2 & 3 & 4 & |  
↓ ↓↑ ↑↓↑ *Walk Down to Emaj*